



070.410-SPL (JAN 2011)

SERVICE PARTS LIST

File: SERVICE MANUAL - Section 70
Replaces: 070-410 SPL (JUN 2009)
Dist: 3, 3a, 3b, 3c

Service Parts List

RXF

ROTARY SCREW COMPRESSOR UNITS

WITH

QUANTUM™ LX CONTROL

MODELS: RXF 12 through 101

HOW TO USE SERVICE PARTS LIST

This Service Parts List is for redesigned Frick® RXF, Rotary Screw Compressor Units, Models 12–101. Units built with special options, modifications, or conversions are not taken into consideration.

This Service Parts List provides identification for detail parts by Figure and Index Number, Item Number and Description. To determine correct replacement item, locate item on Figure 1, 2, etc., note index number, refer to corresponding index number in parts list for item number and description. Quantity per assembly is located in QTY. column. Unit of measure is always “each” unless specified otherwise in Quantity column. When Ref. is in QTY. column, this means that the Item Number is for information only and is not necessarily a service replacement part. Contact Baltimore Parts Center for more information. REV. (Revision) column tells the level of the engineering drawing used here. The P & I REF. column gives the number of the item as shown on the Piping and Instrumentation drawing.

The Numerical Parts List can be used to locate a specific item in the Service Parts List. Look for the part by Frick® Item Number and it will refer you to the Figure and Index Number where it is located.

Abbreviations found in this manual include:

A/R.....	As Required	SW	Socket Weld
HW.....	Hand Wheel	TSOC.....	Thermosyphon Oil Cooler
Ref.	Reference	WIL.....	Weld-In-Line
SC	Seal Cap	WCOC	Water Cooled Oil Cooler

The Unit Data Plate listing model/serial number etc., is attached to the rear motor mounting bracket, when facing the motor end opposite the coupling.

NOTE: PLEASE PROVIDE FRICK ORDER NUMBER, UNIT MODEL NUMBER, AND UNIT SERIAL NUMBER WHEN REQUESTING A QUOTATION OR PLACING AN ORDER. FAILURE TO INCLUDE THIS INFORMATION MAY DELAY PROCESSING OF YOUR REQUEST.

TABLE OF CONTENTS

RECOMMENDED SPARE PARTS - CURRENT STANDARD DESIGN	3
Figure 1. General Arrangement, Typical, RXF 12–50.....	4
Figure 2. General Arrangement, Typical, RXF 58–101.....	6
Figure 3. Compressor, Typical, XJF 95/120, RXF 12–50.....	8
Figure 4. Compressor, Typical, XJF 151, RXF 58–101.....	10
Figure 5. Motor Support XJF95, RXF 12, 15, and 19.....	12
Figure 6. Motor Support XJF120, RXF 24, 30, 39, and 50.....	14
Figure 7. Motor Support XJF151, RXF 58, 68, 85, and 101.....	16
Figure 8. Motor Support XJF151, RXF 58, 68, 85, and 101.....	18
Figure 9. Oil Separator, Typical, RXF 12–50.....	20
Figure 10. Oil Separator, Typical, RXF 58–101.....	24
Figure 11. Plate Oil Cooler Piping, Typical, RXF 12–50.....	28
Figure 12. Plate Oil Cooler Piping, Typical, RXF 58–101.....	30
Figure 13. Oil Pump and Piping, Typical, RXF 12–50.....	32
Figure 14. Oil Pump and Piping, Typical, RXF 58–101.....	34
Figure 15. Oil Pump & Piping, RXF 58–101.....	44
Figure 16. Liquid Injection Single Port/Single Port Booster/Closed Thread.....	46
Figure 17. Liquid Injection Dual Port.....	48
Figure 18. Liquid Injection Motorized Valve Assemblies, Typical.....	50
Figure 19. Oil Filter, Standard, RXF 58–101.....	52
Figure 20. Dual Oil Filter, Typical, RXF 58–101.....	53
Figure 21. Economizer Kit, Typical.....	54
Figure 22. Transducer Piping Assembly.....	58
Figure 23. Drive Coupling.....	59
Figure 24. 2 1/2" – 5" Discharge Stop Valve, Danfoss.....	60
Figure 25. 2 1/2 – 5" Discharge Check Valve, Danfoss.....	62
Figure 26a. Wiring Harness Installation, RXF 12 – 50.....	64
Figure 27a. Wiring Harness Installation, RXF 58 – 101.....	70
Figure 28. Piping & Instrumentation w/o Oil Pump, RXF 12 – 50.....	76
Figure 29. Piping & Instrumentation w/o Oil Pump, RXF 58 – 101.....	78
Figure 30. RXF 12–19, XJF 95 Port Locations.....	80
Figure 31. RXF 24–50, XJF 120 Port Locations.....	81
Figure 32. RXF 58–101, XJF 151 Port Locations & O-rings.....	82
MISCELLANEOUS TUBING AND CONNECTORS.....	83
FRICK COMPRESSOR OILS.....	84
FRICK BLUE PAINT.....	84
FRICK FLANGE GASKETS.....	84
STOP VALVE COMPLETE REPAIR KIT (less stem).....	85
STRAIGHT ADAPTERS / O-RINGS - STRAIGHT THREAD TO NPTF.....	85
90° ELBOW ADAPTERS / O-RINGS - STRAIGHT THREAD TO TUBE.....	85
Numerical Parts List.....	86
GASKETS – BOLTED FLANGES.....	91

RECOMMENDED SPARE PARTS - CURRENT STANDARD DESIGN			
DESCRIPTION	QTY.	MODEL	ITEM NUMBER
Sensor, Temperature Probe only	1	ALL	639A0151H01
Sensor, Oil Level, less well	1	ALL	913A0123H01
Transducer, Pressure, 0–200 PSIA	1	ALL	913A0146H01
Transducer, Pressure, 0–500 PSIA	1	ALL	913A0146H02
Linear Transmitter, Short Stroke ⁽¹⁾	1	ALL	534C1552H01
Valve, Solenoid, Yuken 120/60 & 110/50	1	ALL	951A0114H01
Valve, Solenoid, Yuken 240/60, 240/50, & 220/50	1	ALL	951A0114H02
Coil for 951A0114H01 Above	2	ALL	951A0114H05
Coil for 951A0114H02 Above	1	ALL	951A0114H06
Valve, Solenoid, Danfoss 120/60 w/DIN	1	ALL	951A0115G01
Valve, Solenoid, Danfoss 240/60 w/DIN	1	ALL	951A0115G02
Coil for 951A0115G01 Above	1	ALL	950A0293H02
Coil for 951A0115G02 Above	1	ALL	950A0293H01
Heater, Oil, 500W, 120V	1	ALL	913A0047H01
Heater, Oil, 1000W, 120V	1	ALL	913A0047H02
Filter, SuperCoalescer™	1	12–19	531B0099H03
Filter, SuperCoalescer™	1	24–50	531B0099H02
Filter, SuperCoalescer™	1	58–68	531B0099H01
Filter, SuperCoalescer™	2	58–101	531B0099H01
Gasket, Separator Access Cover	1	12–19	959A0090H02
Gasket, Separator Access Cover	1	24–50	959A0090H05
Gasket, Separator Manway	1	58 & 68	531A0105H03
Gasket, Separator Manway	1	85 & 101	531A0105H04
Cartridge, Oil Filter, SuperFilter™ II	1	12–50	535A0354H02
Element, Oil Filter, SuperFilter™ II	1	58–101	531A0224H02
Gasket, for 531A0224H02 above	1	58–101	959A0082H02
Kit, Shaft Seal, XJF 95	1	12–19	111Q0043229
Kit, Shaft Seal, XJF 120	1	24–50	534A0980G01
Kit, Shaft Seal, XJF 151	1	58–101	534M0602G02

Note: This list is based on one unit. When stocking for more than one unit, the quantity should be adjusted to meet your individual requirements.

For help in identifying valves, see Shutoff Valve Identification Guide S160-800 SPL.

1. Units made prior to September 2003 with 95 & 120 compressors and June 2001 with 151 compressors have a potentiometer. The potentiometer part number is 534B0293H01.

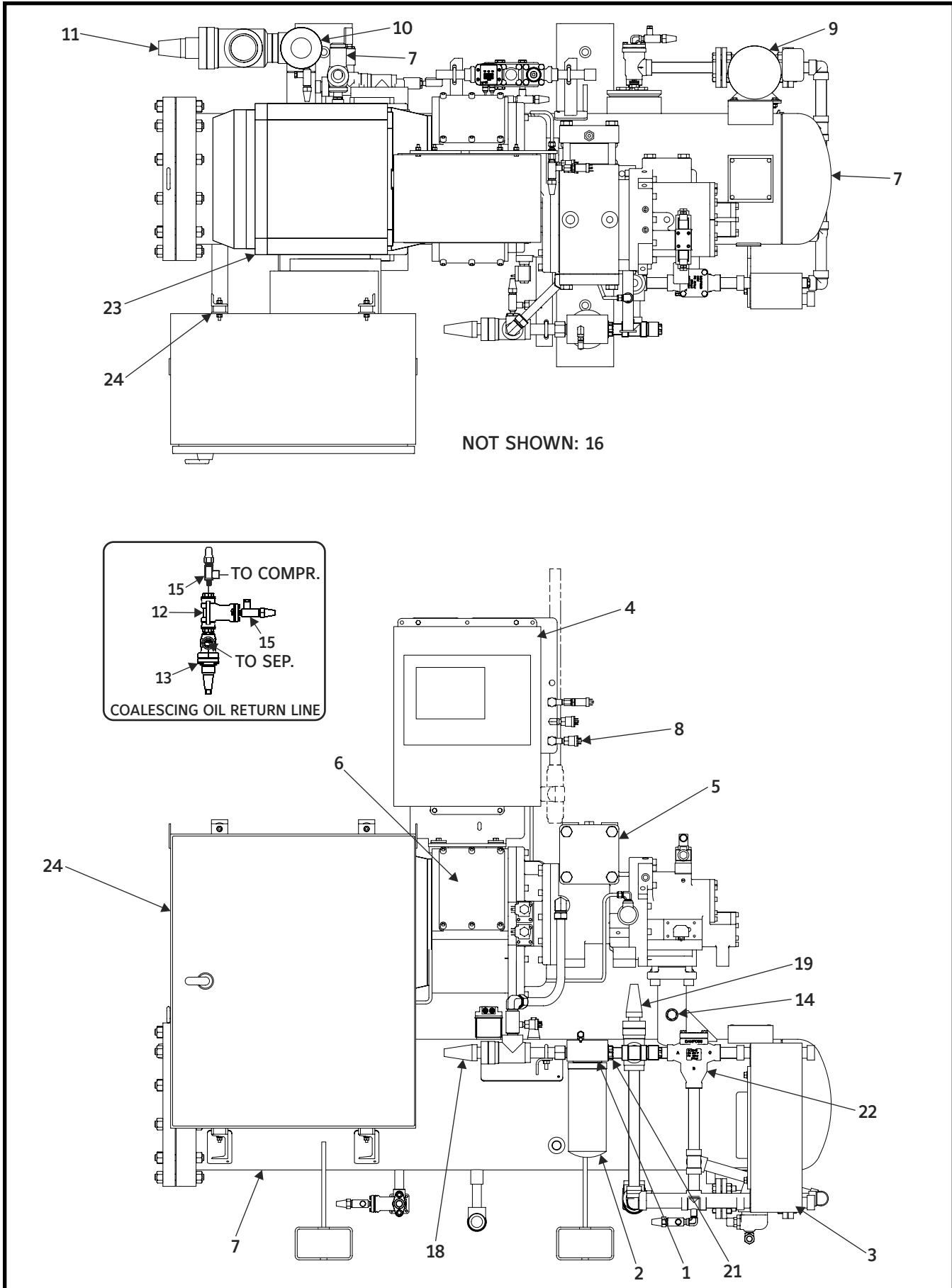


Figure 1. General Arrangement, Typical, RXF 12-50.

FIG. & INDEX	ITEM NUMBER	DESCRIPTION	QTY.	REV.	P & I REF.
1-	535D0316	RXF 12, R-22 & R-717, Screw Compressor Unit	Ref.		
	535D0315	RXF 15 & 19, R-22 & R-717, Screw Compressor Unit	Ref.		
	-	RXF 24, R-22 & R-717, Screw Compressor Unit	Ref.		
	-	RXF 30 & 39, R-22 & R-717, Screw Compressor Unit	Ref.		
	-	RXF 50, R-22 & R-717, Screw Compressor Unit	Ref.		
-1	535A0509H01	Head, Oil Filter, 1" SAE, Current	1		
	950A0339H01	Valve, Oil Sampling	1		
-2	535A0354H02	Cartridge, Oil Filter, 4-5/8 x 11-5/8", SuperFilter™ II ⁽¹⁾	1		
-3	-	Plate Oil Cooler Piping (See Figure 11)	Ref.		
-4	-	Quantum™ LX Control ⁽²⁾	Ref.		
-5	-	Screw Compressor (See Figure 3)	1		
-6	-	Drive Coupling (See Figure 23)	1		
-7	-	Oil Separator and Safety Relief Valve (See Figure 9)	Ref.		
-8	-	Transducer Assembly (See Figure 22)	Ref.		
-9	-	Oil Pump Piping (See Figure 13)	Ref.		
-10	-	Discharge Check Valve (See Figure 25)	Ref.		
-11	950A0240H07	Valve, WIL, Angle, HW, 2-1/2" Danfoss, R-717 (See Fig. 24)	1		
	950A0241H07	Valve, WIL, Angle, SC, 2-1/2" Danfoss, R-22 (See Fig. 24)	1		
	950A0240H08	Valve, WIL, Angle, HW, 3" Danfoss, R-717 (See Figure 24)	1		
	950A0241H08	Valve, WIL, Angle, SC, 3" Danfoss, R-22 (See Figure 24)	1		
-12	720B0030H51	Strainer, 1/2" FPT (Flange Gasket 950A0019H02) ⁽³⁾	1		STR
	720B0030H21	Kit, Screen w/Gasket (Gasket only 720B0055H02) ⁽³⁾	1		
-13	950A0319H01	Valve, Angle, SC, 3/4" SW x 1/2" MPT	1		
	950A0232H21	Kit, Complete Spare Parts (less stem)	1		
-14	639A0151G03	Sensor, Temperature (See Figure 9)	1		TE
-15	950A0292H01	Valve, Angle, Seal Cap, 1/4" MPT x 1/4" FPT	3		
-16	956A0052H01	Valve, Check, 20 psig, 3/8" ⁽⁴⁾	1		
	956A0052H02	Valve, Check, 45 psig, 3/8" ⁽⁴⁾	1		
	956A0053H01	Valve, Check, 20 psig, 1/2" ⁽⁴⁾	1		
	956A0053H02	Valve, Check, 45 psig, 1/2" ⁽⁴⁾	1		
-18	950A0237H03	Valve, Angle, THD, SC, 1", Danfoss	1		
	950A0232H22	Spare Parts Kit, Complete (less stem), 1"	1		
-19	950A0233H03	Valve, Angle, SW, SC, 1", Danfoss	1		
	950A0232H22	Spare Parts Kit, Complete (less stem), 1"	1		
	950A0245H03	Valve, Globe, SW, SC, 1", Danfoss	1		
	950A0232H22	Spare Parts Kit, Complete (less stem), 1"	1		
-20	not used				
-21	535A0356H01	Bushing, Orifice (O-ring only - 980A0012K69)	1		
-22	950A0296H01	Valve, Temp. Regulating, 1" SW, Danfoss (See Fig. 11)	1		
-23	Contact Factory	Motor	1		
-24	Contact Factory	Starter, Solid State	1		
	639A0259H12	Strap, Earth Ground	1		
	720A0052H01	Isolator, Vibration (Vyper and Starter Panel)	4		

1. Required for 1-2-3 Warranty
2. See Quantum™ LX Manual 090-020 Maintenance, Recommended Spare Parts.
3. RFX Models 12-15
4. See Figure 28

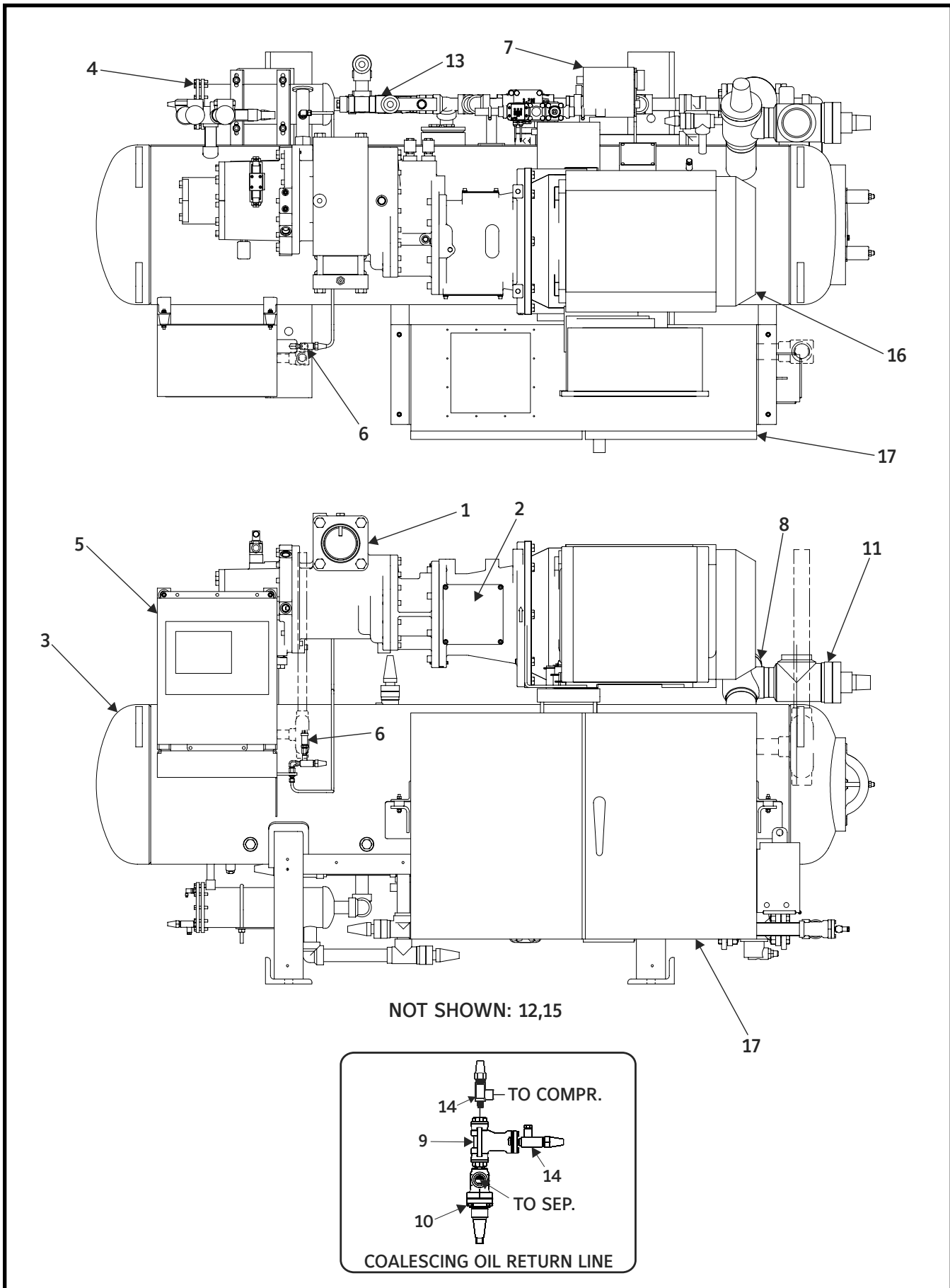


Figure 2. General Arrangement, Typical, RXF 58-101.

FIG. & INDEX	ITEM NUMBER	DESCRIPTION	QTY.	REV.	P & I REF.
2-	-	RXF 58 & 68, R-22 & R-717, Screw Compressor Unit	Ref.		
	-	RXF 85 & 101, R-22 & R-717, Screw Compressor Unit	Ref.		
-1	-	Screw Compressor (See Figure 4)	1		
-2	-	Coupling, Drive (See Figure 23)	1		
-3	-	Oil Separator and Safety Valve ⁽²⁾	1		
-4	-	Oil Filter (See Figure 19)	1		
-5	-	Quantum™ LX Control ⁽¹⁾	Ref.		
-6	-	Transducer Assembly (See Figure 22)	Ref.		
-7	-	Oil Cooler Piping (See Figure 12)	Ref.		
-8	-	Discharge Check Valve ⁽³⁾	1		
-9	720B0030H05	Strainer, FA15	1		STR
	720B0030H21	Kit, Basket w/Gasket (Gasket only 720B0055H02)	1		
-10	950A0319H01	Valve, Angle, SC, 3/4" SW x 1/2" MPT	1		
	950A0232H21	Kit, Complete Spare Parts (less stem)	1		
-11	950A0240H09	Valve, WIL, Angle, Handwheel, 4", Danfoss, R-717 ⁽³⁾	1		
	950A0241H09	Valve, WIL, Angle, Seal Cap, 4", Danfoss, R-22 ⁽³⁾	1		
	950A0240H10	Valve, WIL, Angle, Handwheel, 5", Danfoss, R-717 ⁽³⁾	1		
	950A0241H10	Valve, WIL, Angle, Seal Cap, 5", Danfoss, R-22 ⁽³⁾	1		
-12	639A0151G03	Assembly, Temperature Sensor (See Figure 10)	4		TE
	639A0151H01	Temperature Sensor Probe, less Well	1		
	913A0098H01	Well, with cap	1		
	913A0100H01	Thermal Compound	A/R		
	649A0890H02	Connector, DIN	1		
	649A0890H11	Gasket, DIN Connector	1		
-13	950A0233H05	Valve, Angle, Seal Cap, 1-1/2", Danfoss	2		
	950A0232H22	Spare Parts Kit, Complete (less stem), 1-1/2"	1		
-14	950A0292H01	Valve, Angle, Seal Cap, 1/4" MPT x 1/4" FPT	2		
-15	956A0052H01	Valve, Check, 20 psig, 3/8" ⁽⁴⁾	1		
	956A0052H02	Valve, Check, 45 psig, 3/8" ⁽⁴⁾	1		
	956A0053H01	Valve, Check, 20 psig, 1/2" ⁽⁴⁾	1		
	956A0053H02	Valve, Check, 45 psig, 1/2" ⁽⁴⁾	1		
-16	Contact Factory	Motor	1		
-17	Contact Factory	Starter, Solid State	1		
	639A0259H12	Strap, Earth Ground	1		
	720A0052H01	Isolator, Vibration (Vyper and Starter Panel)	4		

1. See Quantum™ LX Manual 090-020 Maintenance, Recommended Spare Parts.
2. See Figure 10
3. See Fig. 24 & 25 for service parts.
4. See Figure 29

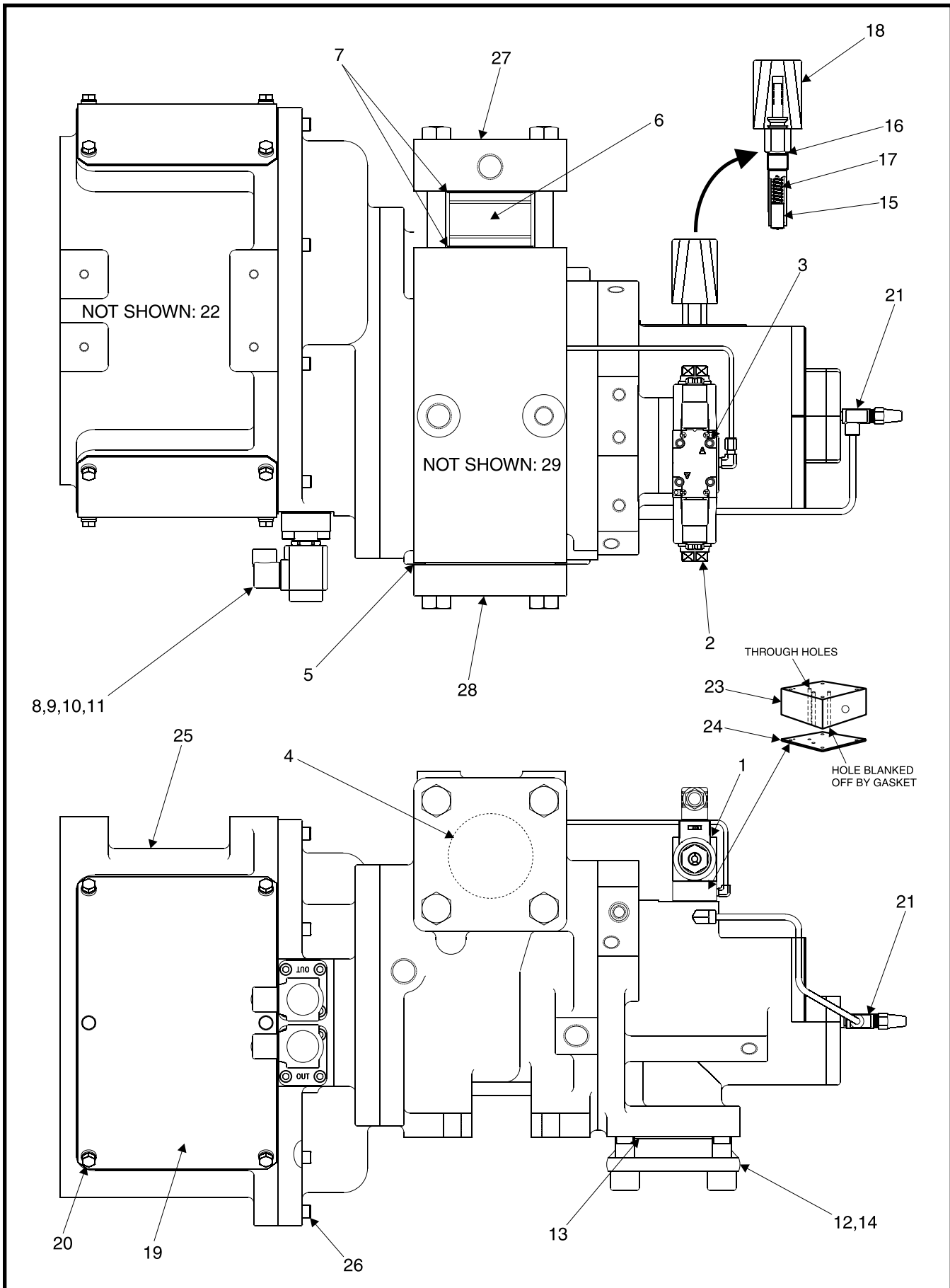


Figure 3. Compressor, Typical, XJF 95/120, RXF 12-50.

FIG. & INDEX	ITEM NUMBER	DESCRIPTION	QTY.	REV.	P & I REF.
3-	534E0452	Compressor, XJF95S, M, L, RXF 12-19	Ref.	U	
	534E0305	Compressor, XJF120S, M, L, RXF 24-50	Ref.	AE	
-1	951A0114H01	Valve, Solenoid, 110/50, 120/60, Yuken ⁽¹⁾	1		
	951A0114H02	Valve, Solenoid, 220/50, 240/60, 240/50, Yuken ⁽¹⁾	1		
	951A0113H20	Seal Kit, Solenoid Valve, Yuken	1		
-2	951A0114H05	Coil, 120-60, 110-50 ⁽¹⁾	2		
	951A0114H06	Coil, 240-60, 220-50, 240-50 ⁽¹⁾	2		
-3	901A0234H20	Capscrew, Socket Head, M5 x 80mm ⁽¹⁾	4		
-4	534C0428G01	Strainer, Suction, RXF 12-19	1		
	534C0408G01	Strainer, Suction, RXF 24-50	1		
-5	959A0054H08	Gasket, Flange, RXF 12-19	1		
	959A0054H10	Gasket, Flange, RXF 24-50	1		
-6	956A0051H01	Valve, Check, 2 1/2, ANSI Class 125, RXF 12 ⁽¹⁾	1		
	956A0051H02	Valve, Check, 3, ANSI Class 125, RXF 15-24 ⁽¹⁾	1		
	956A0051H03	Valve, Check, 4, ANSI Class 125, RXF 30-50 ⁽¹⁾	1		
-7	959A0054H07	Gasket, Flange, RXF 12-15	2		
	959A0054H08	Gasket, Flange, RXF 19-24	2		
	959A0054H10	Gasket, Flange, RXF 30-50	2		
-8	951A0115G01	Solenoid Valve, Danfoss, 110-120VAC w/DIN Connector	2		
	951A0115G02	Solenoid Valve, Danfoss, 208-240VAC w/DIN Connector	2		
	951A0115H10	Solenoid Valve, Danfoss, less coil	2		
	950A0293H02	Coil, Solenoid Valve, 110-120VAC	2		
	950A0293H01	Coil, Solenoid Valve, 208-240VAC	2		
-9	649A0890H02	DIN Connector (Gasket 649A0890H11)	2		
-10	534C1972H01	Gasket, Danfoss Solenoid Valve	2		
-11	901A0085H19	Capscrew, Socket Head, M8 x 30mm	8		
-12	944A0358H04	Flange, Socket Weld, RXF 12-19	1		
	944A0358H05	Flange, Socket Weld, RXF 24-50	1		
-13	959A0057H06	Gasket, Flange, RXF 12-19	1		
	959A0057H18	Gasket, Flange, RXF 24-50	1		
-14	111Q0740772	Capscrew, Socket Head, (M20 x 2.5) x 75mm, RXF 12-19	4		
	111Q0740741	Capscrew, Socket Head, (M20 x 2.5) x 60mm, RXF 24-50	4		
-15	534B0986H01	Rod, Indicator, RXF 12-19	1		
	534B0987H01	Rod, Indicator, RXF 24-50	1		
-16	980A0012K62	O-ring	1		
-17	534A0883H01	Spring, Compression	1		
-18	534C1552H01	Linear Transmitter, Short Stroke (Slide Valve Indicator) ⁽²⁾	1		
-19	534C1011H01	Cover, Access, RXF 12-19	2		
	534C0660H01	Cover, Access, RXF 24-50	2		
	534C0709H01	Gasket, Cover Plate, RXF 24-50	2		
-20	901A0085H04	Capscrew, Socket Head, (M8x1.25) x 20mm, RXF 12-19	12		
	333Q0000738	Washer, Flat, RXF 12-19	12		
	534A0506H01	Grommet, RXF 12-19	12		
	111Q0740740	Capscrew, Socket Head, (M12x1.75) x 30mm, RXF 24-50	12		
-21	950A0292H01	Valve, Angle, Needle, Seal Cap, 1/4" MPT x 1/4" FPT	1		NV
-22	111Q0043229	Kit, Shaft Seal, XJF 95 (Contains Shaft Seal Tool)	1		
	534A0980G01	Kit, Shaft Seal, XJF 120 (Contains Shaft Seal Tool) ⁽³⁾	1		
-23	534B1088H01	Subplate, Yuken Valve	1		
-24	534B1092H01	Gasket, Subplate	1		
-25	534E0437C01	Support, Motor, 95 (tunnel), RXF 12-19	1		
	534E0273C01	Support, Motor, 120 (tunnel), RXF 24-50	1		
-26	901A0089H01	Capscrew, Socket Head, (M12x1.75) x 45mm, RXF 12-50	6		
-27	534C1868H01	Flange, Suction, 2-1/2", RXF 12-15 (XJF 95S & 95M)	1		
	534C1872H01	Flange, Suction, 3", RXF 19 (XJF 95L)	1		
	534C1870H01	Flange, Suction, 3", RXF 24 (XJF 120S)	1		
	534C1874H01	Flange, Suction, 4", RXF 30-50 (XJF 120M & 120L)	1		
-28	534D0349C01	Flange, Blank	1		
-29	901A0196H07	Bolt, Ring, Lifting (XJF 95 & 120)	1		

1. Replacement solenoid valves include coils. Index numbers 1, 2, 3, and 6 are not supplied with replacement compressors.
2. Units made prior to September 2003 with 95 & 120 compressors have a potentiometer. The potentiometer part number is 534B0293H01.
3. For 120 compressors made prior to Feb. 1, 2007, use retrofit shaft seal kit 534A0980G02.

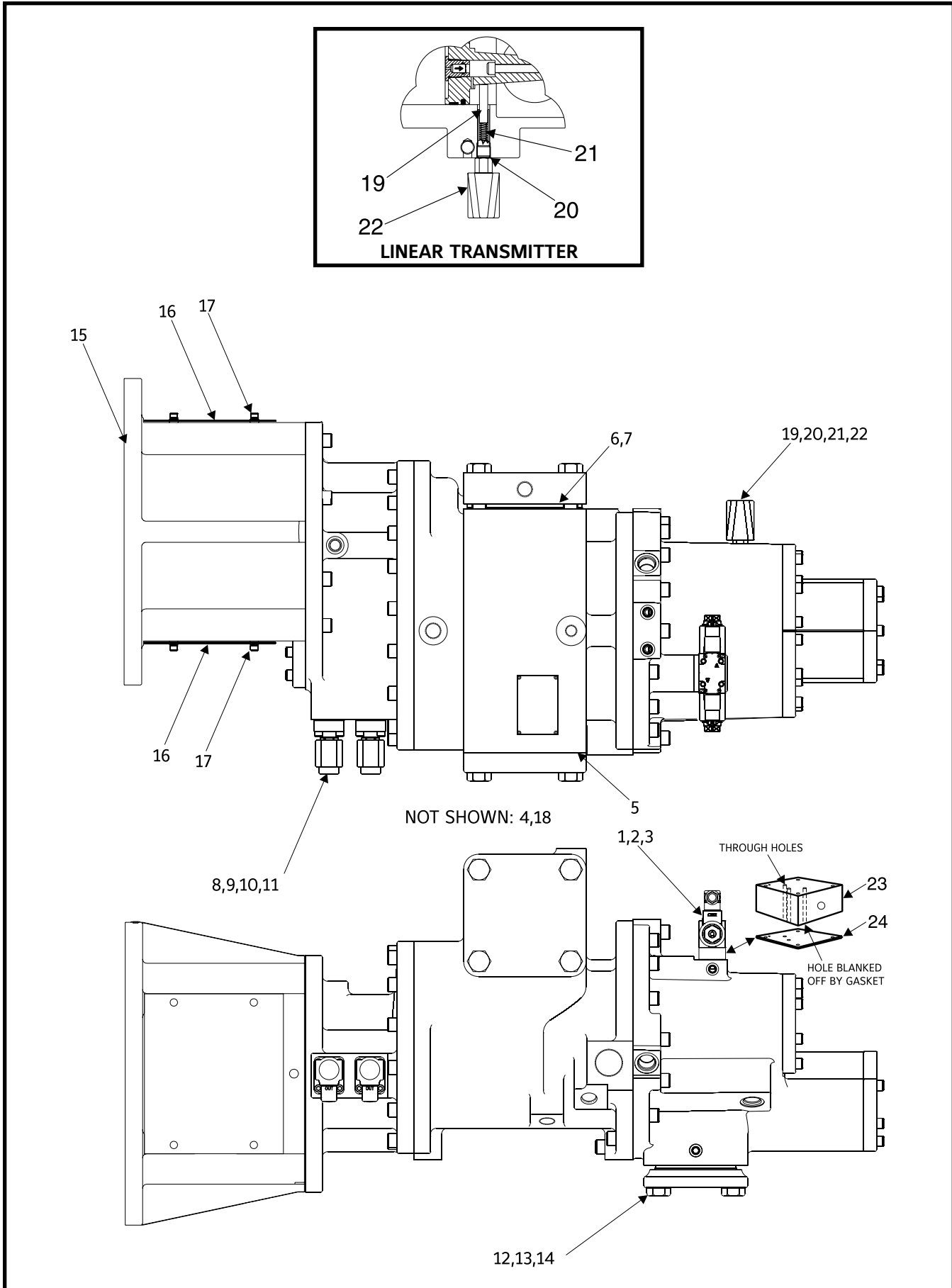
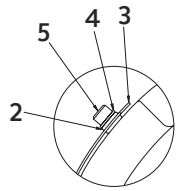


Figure 4. Compressor, Typical, XJF 151, RXF 58-101.

FIG. & INDEX	ITEM NUMBER	DESCRIPTION	QTY.	REV.	P & I REF.
4-	534E0533G01	Compressor, New, XJF 151A, RXF 58	Ref.		
	534E0533S01	Compressor, Remanufactured, XJF 151A, RXF 58	Ref.		
	534E0533G02	Compressor, New, XJF 151M, RXF 68	Ref.		
	534E0533S02	Compressor, Remanufactured, XJF 151M, RXF 68	Ref.		
	534E0533G03	Compressor, New, XJF 151L, RXF 85	Ref.		
	534E0533S03	Compressor, Remanufactured, XJF 151L, RXF 85	Ref.		
	534E0533G04	Compressor, New, XJF 151N, RXF 101	Ref.		
	534E0533S04	Compressor, Remanufactured, XJF 151N, RXF 101	Ref.		
-1	951A0114H01	Valve, Solenoid, 110/50, 120/60, Yuken ⁽¹⁾	1		
	951A0114H02	Valve, Solenoid, 220/50, 240/60, 240/50, Yuken ⁽¹⁾	1		
	951A0113H20	Seal Kit, Solenoid Valve, Yuken	1		
-2	951A0114H05	Coil, 120-60, 110-50 ⁽¹⁾	2		
	951A0114H06	Coil, 240-60, 220-50, 240-50 ⁽¹⁾	2		
-3	901A0234H20	Capscrew, Socket Head, M5 x 80mm ⁽¹⁾	4		
-4	534B0527H01	Strainer, Suction	1		
-5	980A0012B91	O-ring, Suction Flange	1		
-6	956A0051H04	Valve, Check ⁽¹⁾	1		
-7	959A0054H11	Gasket, Check Valve and Suction Flange	2		
-8	951A0115G01	Solenoid Valve, Danfoss, 110-120VAC w/DIN Connector	2		
	951A0115G02	Solenoid Valve, Danfoss, 208-240VAC w/DIN Connector	2		
	951A0115H10	Solenoid Valve, Danfoss, less coil	2		
	950A0293H02	Coil, Solenoid Valve, 110-120VAC	2		
	950A0293H01	Coil, Solenoid Valve, 208-240VAC	2		
-9	649A0890H02	DIN Connector (Gasket 649A0890H11)	2		
-10	534C1972H01	Gasket, Danfoss Solenoid Valve	2		
-11	901A0085H19	Capscrew, Socket Head, M8 x 30mm	8		
-12	959A0057H09	Gasket	1		
-13	944A0358H06	Flange, Socket Weld, 4"	1		
-14	111Q0740781	Capscrew, Hex Head, M22 x 60mm	4		
-15	534E1179C01	Support, Motor, Cast Iron, XJF 151	1		
	534B0149H01	Pin, Dowel, 20 x 70mm (not shown)	1		
	534B0151H01	Pin, Dowel, 20 x 70mm Special (not shown)	1		
-16	534C2147H01	Plate, Cover	2		
-17	901A0190H06	Capscrew, Socket Head, (M8x1.25) x 20mm	8		
	534A0506H01	Grommet	8		
	333Q0000738	Washer, Flat, M8	8		
-18	534M0602G02	Kit, Shaft Seal	1		
-19	534B1023H01	Rod, Indicator	1		
-20	980A0012K62	O-ring	1		
-21	534A0032H02	Spring, Compression	1		
-22	534C1552H01	Transmitter, Linear, Short Stroke ⁽²⁾	1		
-23	534B1088H01	Subplate, Yuken Valve	1		
-24	534B1092H01	Gasket, Subplate	1		

1. Replacement solenoid valves include coils. Index numbers 1, 2, 3, and 6 are not supplied with replacement compressors.
2. Units made prior to June 2001 with 151 compressors have a potentiometer. The potentiometer part number is 534B0293H01.



DETAIL A

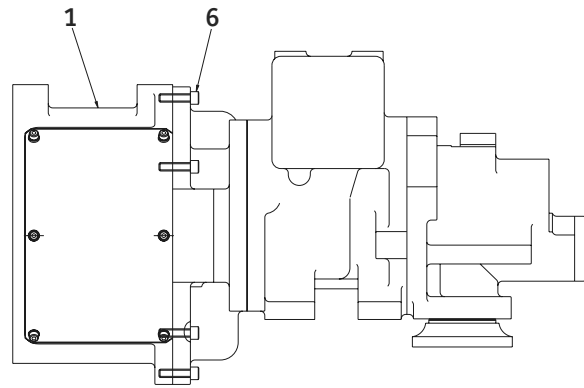
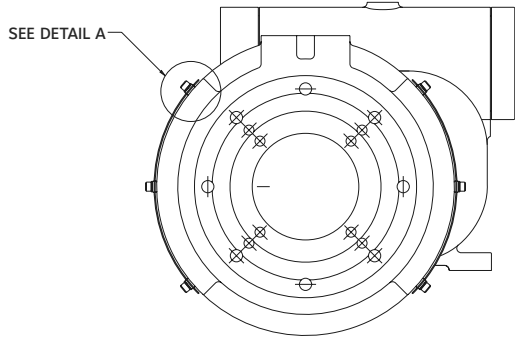


Figure 5. Motor Support XJF95, RXF 12, 15, and 19.

FIG. & INDEX	ITEM NUMBER	DESCRIPTION	QTY.	REV.	P & I REF.
5-	534E0729G01	Support, Motor, RXF 12, 15, and 19	Ref.	A	
-1	534E0437C01	Support, Motor, XJF95	1		
-2	534A0506H01	Grommet	12		
-3	534C1011H01	Cover, Access, XJF95	2		
-4	333Q0000738	Washer, Flat, M8	12		
-5	901A0085H04	Capscrew, Socket Head, (M8x1.25)x20mm	12		
-6	901A0085H09	Capscrew, Socket Head, (M12x1.75)x45mm	6		

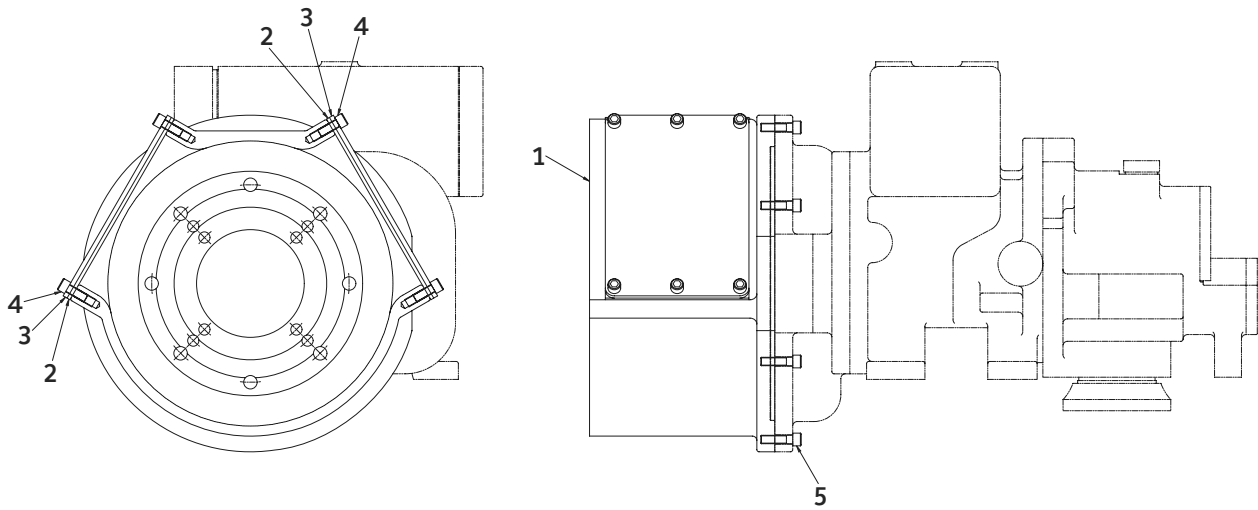


Figure 6. Motor Support XJF120, RXF 24, 30, 39, and 50.

FIG. & INDEX	ITEM NUMBER	DESCRIPTION	QTY.	REV.	P & I REF.
6-	534E0728G01	Support, Motor, RXF 24, 30, 39, and 50	Ref.	A	
-1	534E0273C01	Support, Motor, XJF120	1		
-2	534C0709H01	Gasket, Cover, XJF120	2		
-3	534C0660H01	Cover, Access, XJF120	2		
-4	901A0085H07	Capscrew, Socket Head, (M12x1.75)x30mm	12		
-5	901A0085H09	Capscrew, Socket Head, (M12x1.75)x45mm	6		

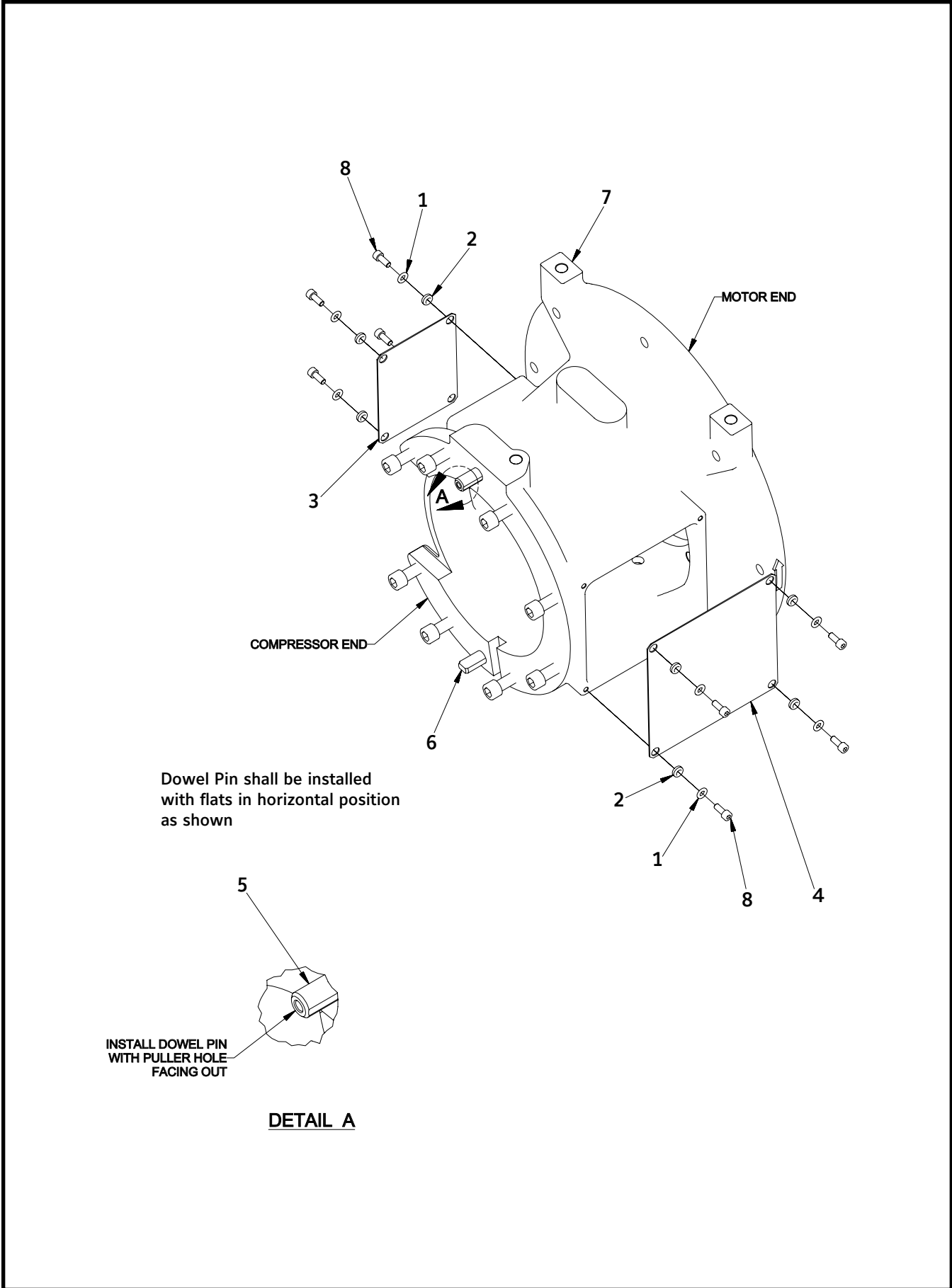


Figure 7. Motor Support XJF151, RXF 58, 68, 85, and 101.

FIG. & INDEX	ITEM NUMBER	DESCRIPTION	QTY.	REV.	P & I REF.
7-	534C1880G01	Support, Motor, RXF 58, 68, 85, and 101	Ref.	-	
-1	333Q0000738	Washer, Flat, M8	8		
-2	534A0506H01	Grommet	8		
-3	534A0566H01	Cover, Support, Motor, XJF151	1		
-4	534A0567H01	Cover, Support, Motor, XJF151	1		
-5	534B0149H01	Pin, Dowel, 20x70mm	1		
-6	534B0151H01	Pin, Dowel, 20x70mm Special	1		
-7	534E0521C01	Support, Motor, XJF151	1		
-8	901A0190H06	Capscrew, Socket Head, (M8x1.25)x20mm	8		
-9	901A0223H06	Capscrew, Socket Head, (M16x2.0)x50mm	8		
NOTE: This support used prior to March 2010.					

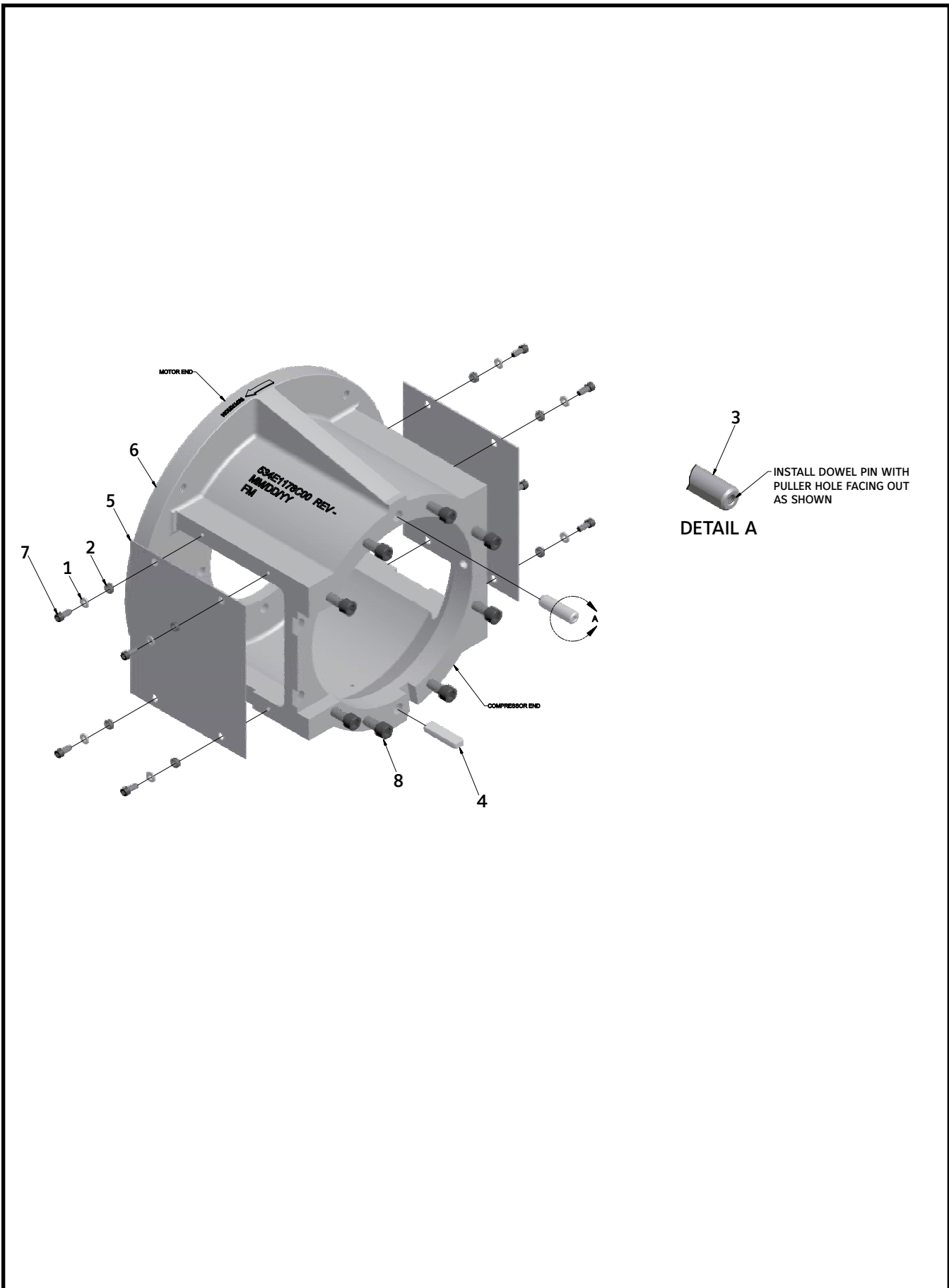


Figure 8. Motor Support XJF151, RXF 58, 68, 85, and 101.

FIG. & INDEX	ITEM NUMBER	DESCRIPTION	QTY.	REV.	P & I REF.
8-	534E1781G01	Support, Motor, RXF 58, 68, 85, and 101	Ref.	-	
-1	333Q0000738	Washer, Flat, M8	8		
-2	534A0506H01	Grommet	8		
-3	534B0149H01	Pin, Dowel, 20x70mm	1		
-4	534B0151H01	Pin, Dowel, 20x70mm Special	1		
-5	534C2147H01	Plate, Cover, XJF151	2		
-6	534E1179C01	Support, Motor, XJF151	1		
-7	901A0190H06	Capscrew, Socket Head, (M8x1.25)x20mm	8		
-8	901A0223H06	Capscrew, Socket Head, (M16x2.0)x50mm	8		
NOTE: This support used after March 2010.					

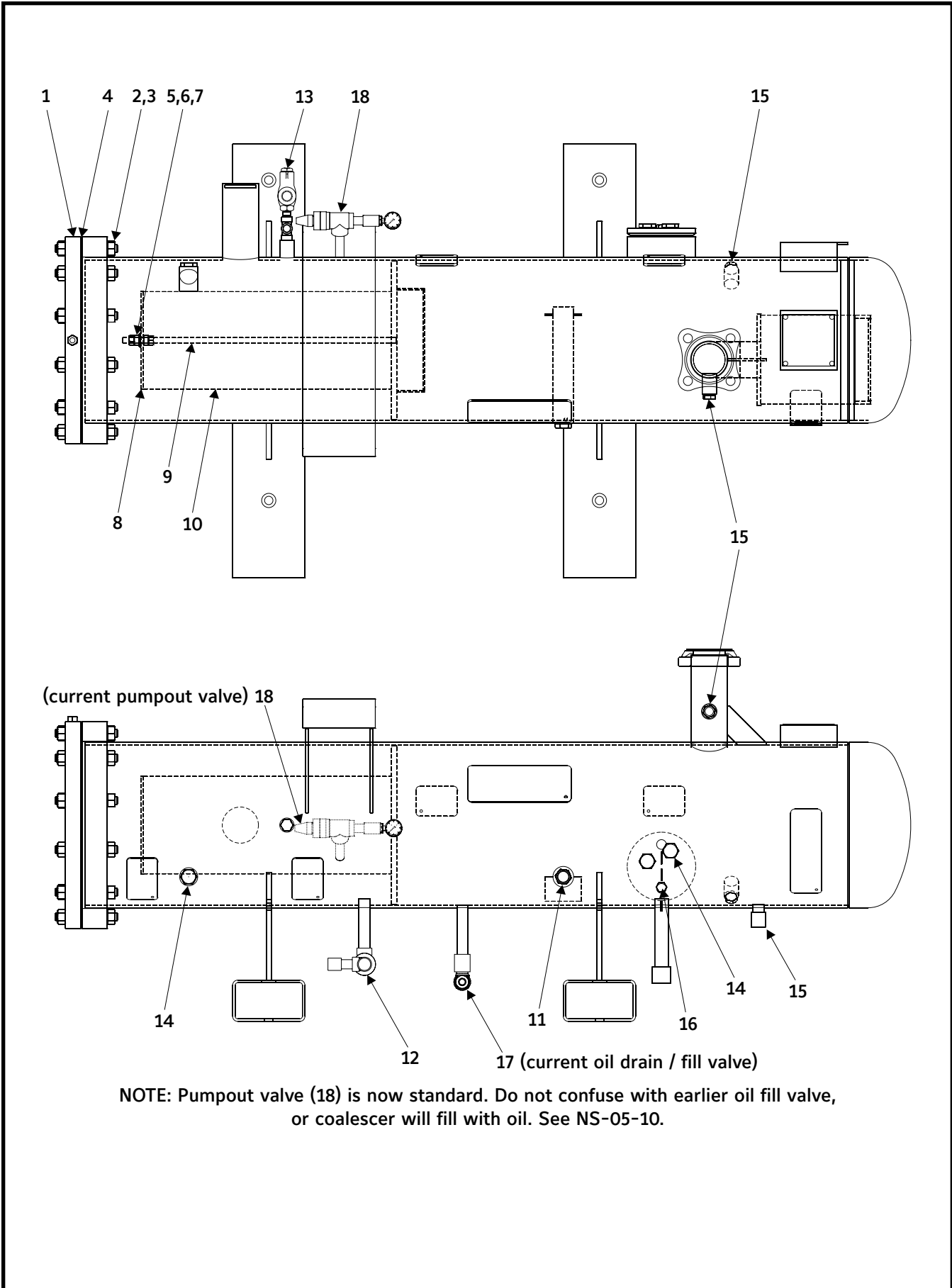
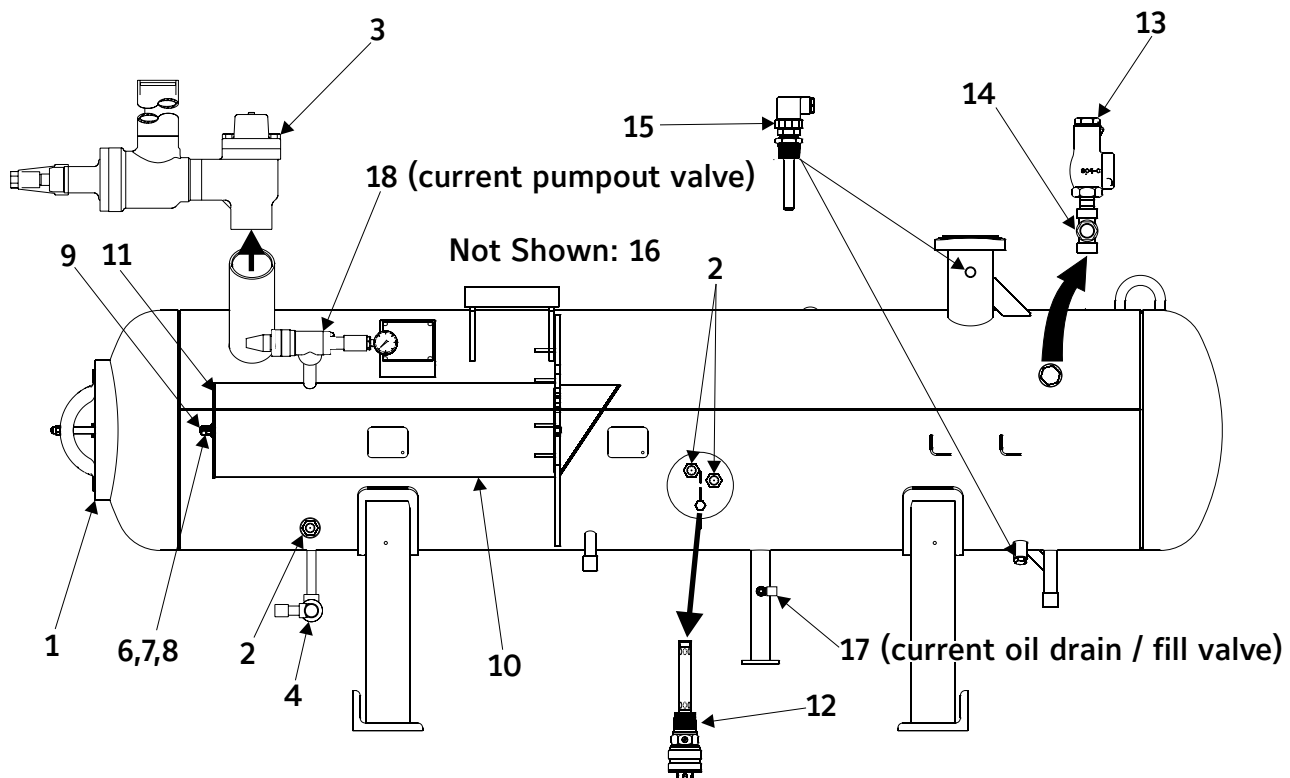


Figure 9. Oil Separator, Typical, RXF 12-50.

FIG. & INDEX	ITEM NUMBER	DESCRIPTION	QTY.	REV.	P & I REF.
9-	548E0397G01	Oil Separator, 14 x 81-13/16", RXF 12-19, 300 DWP	Ref.	D	
	548E0412G01	Oil Separator, 16 x 81-13/16", RXF 24-50, 300 DWP	Ref.	C	
	548E0415G01	Oil Separator, 14 x 81-13/16", RXF 12-19, 400 DWP	Ref.	B	
	548E0416G01	Oil Separator, 16 x 81-13/16", RXF 24-50, 400 DWP	Ref.	B	
-1	548C0667G01	Cover, 18 O.D. x 1-3/8", RXF 12-19, 300 DWP	1		
	548C0667G02	Cover, 20 O.D. x 1-1/2", RXF 24-50, 300 DWP	1		
	548B0294G01	Cover, 18-1/4 O.D. x 1-3/4", RXF 12-19, 400 DWP	1		
	548B0294G02	Cover, 20 O.D. x 1-3/4", RXF 24-50, 400 DWP	1		
-2	901A0099H07	Stud, Cover, 3/4 UNC x 5-1/2", RXF 12-19, 300 DWP	12		
	901A0099H09	Stud, Cover, 3/4 UNC x 6", RXF 24-50, 300 DWP	12		
	901A0099H09	Stud, Cover, 3/4 UNC x 6", RXF 12-19, 400 DWP	12		
	901A0100H07	Stud, Cover, 7/8 UNC x 6-1/2", RXF 24-50, 400 DWP	12		
-3	902A0021H02	Nut, Hi-Tensile, 3/4 UNC	24		
	902A0021H04	Nut, Hi-Tensile, 7/8 UNC	24		
-4	959A0090H04	Gasket, Cover, 15-3/8" O.D. x 14-1/2" I.D., RXF 12-19	1		
	959A0090H05	Gasket, Cover, 17-3/8" O.D. x 16-1/2" I.D., RXF 24-50	1		
-5	902A0021H01	Nut, Hi-Tensil, 1/2-13 UNC	2		
-6	905A0012H05	Washer, 1/2"	1		
-7	540D0217H06	Seal	1		
-8	540D0217G02	Plate, End, RXF 12-50	1		
-9	548C0147G02	Stud, Filter, RXF 12-19	1		
	548A0068G01	Stud, Filter, RXF 24-50	1		
-10	531B0099H03	Filter, SuperCoalescer™, RXF 12-19	1		
	531B0099H02	Filter, SuperCoalescer™, RXF 24-50	1		
-11	913A0092G01	Assembly, Oil Heater, 500W 120VAC	3		HTR
	913A0047H01	Heater, Oil, 500W, 120VAC	1		
	333Q0001810	Connector, DIN	3		
	913A0092G03	Assembly, Oil Heater, 500W 240VAC	3		HTR
	913A0047H03	Heater, Oil, 500W, 240VAC	1		
	333Q0001810	Connector, DIN	3		
-12	950A0319H01	Valve, Angle, 3/4" SW x 1/2" MPT, SC, Danfoss	1		
	950A0232H21	Spare Parts Kit, Complete (less stem)	1		
	720B0030H05	Strainer, FA15 (Danfoss)	1		
	720B0030H21	Strainer Basket & Cover Gasket	1		
	720B0030H23	Gasket, Strainer/Flange, 2 Per Kit	1		
-13	952A0051H10	Valve, Safety, 1/2", 813, RXF 12-50, 300 DWP	1		PSV
	952A0062H10	Valve, Safety, 1/2", 812, RXF 12-50, 300 DWP	1		PSV
	952A0052H10	Valve, Safety, 3/4", 814, RXF 24-50, 300 DWP	1		PSV
	952A0062H12	Valve, Safety, 1/2", 812, RXF 12-50, 350 DWP	1		PSV
	952A0051H12	Valve, Safety, 1/2", 813, RXF 12-50, 350 DWP	1		PSV

FIG. & INDEX	ITEM NUMBER	DESCRIPTION	QTY.	REV.	P & I REF.
	952A0052H12	Valve, Safety, 3/4", 814, RXF 12-50, 350 DWP	1		PSV
	952A0053H12	Valve, Safety, 1", 815, RXF 12-50, 350 DWP	1		PSV
	952A0064H14	Valve, Safety, 1/2", 812, RXF 12-19, 400 DWP	1		PSV
	952A0051H14	Valve, Safety, 1/2", 813, RXF 12-50, 400 DWP	1		PSV
	952A0052H14	Valve, Safety, 3/4", 814, RXF 12-50, 400 DWP	1		PSV
	952A0053H14	Valve, Safety, 1", 815, RXF 12-50, 400 DWP	1		PSV
	952A0055H09	Valve, Safety, 1", 851, RXF 24-50, 350 DWP	1		PSV
	952A0062H14	Valve, Safety, 1/2", 812, RXF 24-50, 400 DWP	1		PSV
	580C0404G11	Assembly, Dual Safety Valves, 400 DWP	1		
	952A0055H11	Valve, Safety, 1" MPT x 2" MPT, 851	2		PSV
	955B0001H02	Manifold, 1 1/4" x 1", 850M	1		
	580C0407G11	Assembly, Dual Safety Valves, 400 DWP	1		
	952A0058H11	Valve, Safety, 1 1/2" FPT x 2" FPT X 3" MPT Out, 903	2		PSV
	955B0002H02	Manifold, 2" x 1 1/2" FPT, 900ME	1		
	944A0437H01	Pipe, 1 1/2" Sch 160 x 3"	2		
-14	947A0003H06	Sight Glass, 1"	3		
-15	639A0151G01	Assembly, Temperature Sensor	4		TE
	639A0151H01	Temperature Sensor Probe, less Well	1		
	913A0098H01	Well, with cap	1		
	913A0100H01	Thermal Compound	A/R		
	649A0890H01	Connector, DIN	1		
	649A0890H11	Gasket, DIN Connector	1		
-16	913A0123H01	Oil Level Sensor Switch Assembly	Ref.		LSL
	913A0123H11	Assembly, Oil Level Sensor	1		
	913A0123H11	Sensor, Oil Level, less well	1		
-17	950A0233H01	Valve, Angle, 1/2" SW, SC (Danfoss)	1		
	950A0232H21	Spare Parts Kit, Complete (less stem), 1/2"	1		
	950A0233H02	Valve, Angle, 3/4" SW, SC (Danfoss)	2		
	950A0232H21	Spare Parts Kit, Complete (less stem), 3/4"	1		
	950A0233H03	Valve, Angle, 1" SW, SC (Danfoss)	1		
	950A0232H22	Spare Parts Kit, Complete (less stem), 1"	1		
-18	950A0233H02	Valve, Angle, 3/4" SW, SC (pump out)	1		
	950A0232H21	Kit, Spare Parts, Complete (less stem)	1		
	950A0232H31	Kit, Spare Parts, Packing Gland Assbly.	1		

NOTES



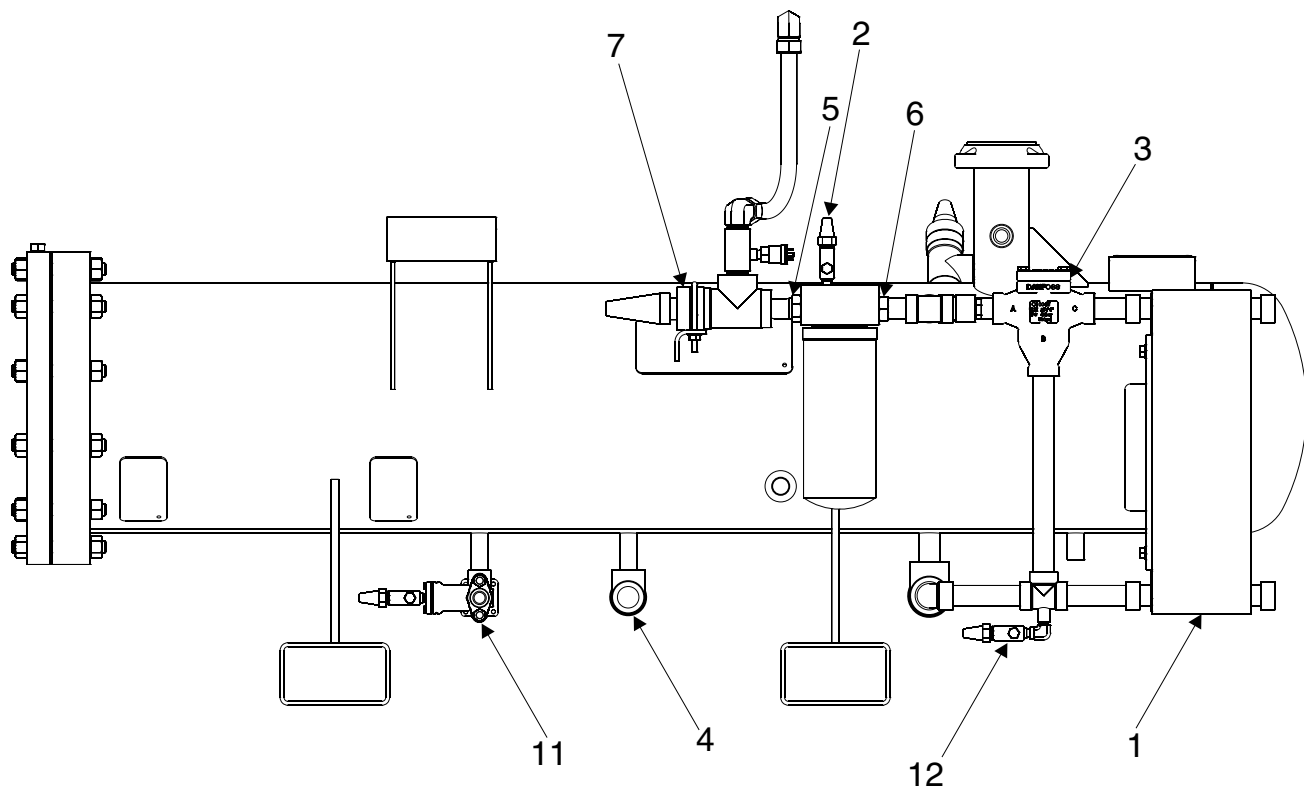
NOTE: Pumpout valve (18) is now standard. Do not confuse with earlier oil fill valve, or coalescer will fill with oil. See NS-05-10.

Figure 10. Oil Separator, Typical, RXF 58-101.

FIG. & INDEX	ITEM NUMBER	DESCRIPTION	QTY.	REV.	P & I REF.
10-	548E0413G01	Oil Separator, 20 x 110", RXF 58 & 68, 300 DWP	Ref.	C	
	548E0414G01	Oil Separator, 24 x 112", RXF 85 & 101, 300 DWP	Ref.	C	
	548E0417G01	Oil Separator, 20 x 110", RXF 58 & 68, 400 DWP	Ref.	B	
	548E0418G01	Oil Separator, 24 x 112", RXF 85 & 101, 400 DWP	Ref.	B	
-1	531A0105H03	Gasket, Manway, RXF 58 & 68	1		
	531A0076H05	Cover, Manway w/Handle, RXF 58 & 68	1		
	535A0076H08	Bolt, Manway, RXF 58 & 68	2		
	535A0076H07	Nut, Manway, RXF 58 & 68	2		
	535A0076H10	Yoke, Manway, RXF 58 & 68	2		
	531A0105H04	Gasket, Manway, RXF 85 & 101	1		
	534A0115H04	Cover, Manway w/Handle, RXF 85 & 101	1		
	535A0115H06	Bolt, Manway, RXF 85 & 101	2		
	535A0115H07	Nut, Manway, RXF 85 & 101	2		
	535A0115H08	Yoke, Manway, RXF 85 & 101	2		
-2	947A0003H06	Sight Glass, 1"	3		
-3	-	Valve, Discharge, Stop/Check (See Fig. 24 & 25)	1		
-4	950A0319H01	Valve, Angle, 3/4" SW x 1/2" MPT, SC, Danfoss	1		
	950A0232H21	Spare Parts Kit, Complete (less stem)	1		
	720B0030H05	Strainer, FA15 (Danfoss)	1		
	720B0030H21	Strainer Basket & Cover Gasket	1		
	720B0030H23	Gasket, Strainer/Flange, 2 Per Kit	1		
-5	not used				
-6	905A0012H05	Washer, 1/2", RXF 58 & 68	1		
	905A0012H05	Washer, 1/2", RXF 85 & 101	2		
-7	540D0217H06	Seal Washer, RXF 58 & 68	1		
	540D0217H06	Seal Washer, RXF 85 & 101	2		
-8	902A0021H01	Nut, Hi-Tensile, 1/2", RXF 58 & 68	2		
	902A0021H01	Nut, Hi-Tensile, 1/2", RXF 85 & 101	4		
-9	540D0217G03	Rod, Threaded, 1/2-13NC x 42-3/4", RXF 58 & 68	1		
	540D0217G03	Rod, Threaded, 1/2-13NC x 42-3/4", RXF 85 & 101	2		
-10	531B0099H01	Filter, SuperCoalescer™, RXF 58 & 68	1		
	531B0099H01	Filter, SuperCoalescer™, RXF 85 & 101	2		
-11	540D0217G02	Plate, End Assembly, RXF 58 & 68	1		
	540D0217G02	Plate, End Assembly, RXF 85 & 101	2		
-12	913A0123H01	Oil Level Sensor Switch Assembly	Ref.		
	913A0123H11	Assembly, Oil Level Sensor	1		
	913A0123H11	Sensor, Oil Level, less well	1		
-13	952A0051H10	Valve, Safety, 1/2", 813, RXF 58-101, 300 DWP	2		PSV
	952A0062H10	Valve, Safety, 1/2", 812, RXF 58-101, 300 DWP	2		PSV

FIG. & INDEX	ITEM NUMBER	DESCRIPTION	QTY.	REV.	P & I REF.
	952A0052H10	Valve, Safety, 3/4", 814, RXF 85 & 101, 300 DWP	2		PSV
	952A0053H10	Valve, Safety, 1", 815, RXF 85 & 101, 300 DWP	2		PSV
	952A0055H07	Valve, Safety, 1", 851, RXF 85 & 101, 300 DWP	2		PSV
	952A0062H12	Valve, Safety, 1/2", 812, RXF 58-101, 350 DWP	2		PSV
	952A0051H12	Valve, Safety, 1/2", 813, RXF 58-101, 350 DWP	2		PSV
	952A0052H12	Valve, Safety, 3/4", 814, RXF 58-101, 350 DWP	2		PSV
	952A0053H12	Valve, Safety, 1", 815, RXF 58-101, 350 DWP	2		PSV
	952A0055H09	Valve, Safety, 1", 851, RXF 58-101, 350 DWP	2		PSV
	952A0058H09	Valve, Safety, 1-1/2", 903, RXF 58-101, 350 DWP	2		PSV
	952A0062H14	Valve, Safety, 1/2", 812, RXF 58-101, 400 DWP	2		PSV
	952A0051H14	Valve, Safety, 1/2", 813, RXF 58-101, 400 DWP	2		PSV
	952A0052H14	Valve, Safety, 3/4", 814, RXF 58-101, 400 DWP	2		PSV
	952A0053H14	Valve, Safety, 1", 815, RXF 58-101, 400 DWP	2		PSV
	580C0404G11	Assembly, Dual Safety Valves, 400 DWP	1		
	952A0055H11	Valve, Safety, 1" MPT x 2" MPT, 851	2		PSV
	955B0001H02	Manifold, 1 1/4" x 1", 850M	1		
	580C0407G11	Assembly, Dual Safety Valves, 400 DWP	1		
	952A0058H11	Valve, Safety, 1 1/2" FPT x 2" FPT X 3" MPT Out, 903	2		PSV
	955B0002H02	Manifold, 2" x 1 1/2" FPT, 900ME	1		
	944A0437H01	Pipe, 1 1/2" Sch 160 x 3"	2		
-14	955B0005H01	Valve, Shutoff, 1/2"	1		
	955B0005H02	Valve, Shutoff, 3/4"	1		
	955B0005H03	Valve, Shutoff, 1"	1		
-15	639A0151G03	Assembly, Temperature Sensor	4		TE
	639A0151H01	Temperature Sensor Probe, less Well	1		
	913A0098H01	Well, with cap	1		
	913A0100H01	Thermal Compound	A/R		
	649A0890H02	Connector, DIN	1		
	649A0890H11	Gasket, DIN Connector	1		
-16	913A0092G01	Assembly, Oil Heater, 500W, 120VAC	3	HTR	
	913A0047H01	Heater, Oil, 500W, 120VAC	3		
	333Q0001810	Connector, DIN	3		
	913A0092G02	Assembly, Oil Heater, 1000W, 120VAC	3	HTR	
	913A0047H02	Heater, Oil, 1000W, 120VAC	3		
	333Q0001810	Connector, DIN	3		
	913A0092G03	Assembly, Oil Heater, 500W, 240VAC	3	HTR	
	913A0047H03	Heater, Oil, 500W, 240VAC	3		
	333Q0001810	Connector, DIN	3		
	913A0092G04	Assembly, Oil Heater, 1000W, 240VAC	3	HTR	
	913A0047H04	Heater, Oil, 1000W, 240VAC	3		
	333Q0001810	Connector, DIN	3		
-17	950A0292H03	Valve, Angle, SC, Danfoss, 1/2 MPT x 1/2 MPT (oil drain/fill)	1		NV
-18	950A0233H02	Valve, Angle, 3/4" SW, SC (pump out)	1		
	950A0232H21	Kit, Spare Parts, Complete (less stem)	1		
	950A0232H31	Kit, Spare Parts, Packing Gland Assbly.	1		

NOTES



Not Shown: 8,9,10

Figure 11. Plate Oil Cooler Piping, Typical, RXF 12-50.

FIG. & INDEX	ITEM NUMBER	DESCRIPTION	QTY.	REV.	P & I REF.
11-	720M0430G01	Oil Cooler Piping, w/Pump, 1" TCV, 12-19	Ref.		
	720M0430G02	Oil Cooler Piping, w/1" TCV, 12-19	Ref.		
	720M0409G01	Oil Cooler Piping, w/Pump, 1" TCV, 24-50	Ref.		
	720M0409G02	Oil Cooler Piping, w/1" TCV, 24-50	Ref.		
-1	990A0087H01	Oil Cooler, Flat Plate, 5 x 20-20, 300 PSIG	1		
	990A0087H02	Oil Cooler, Flat Plate, 5 x 20-30, 300 PSIG	1		
	990A0087H03	Oil Cooler, Flat Plate, 5 x 20-40, 300 PSIG	1		
	990A0087H04	Oil Cooler, Flat Plate, 5 x 20-50, 300 PSIG	1		
	990A0087H05	Oil Cooler, Flat Plate, 5 x 20-60, 300 PSIG	1		
	990A0087H06	Oil Cooler, Flat Plate, 5 x 20-70, 300 PSIG	1		
	990A0087H07	Oil Cooler, Flat Plate, 5 x 20-80, 300 PSIG	1		
	990A0087H08	Oil Cooler, Flat Plate, 5 x 20-100, 300 PSIG	1		
-2	950A0339H01	Valve, Oil Sampling	1		
	950A0292H01	Valve, Angle, S.C., 1/4" MPT x 1/4" FPT	1		
-3	950A0296H01	Valve, Temperature Regulating, 1" SW, Danfoss	1		
	950A0296H11	Kit, Service	1		
	950A0029H21	Element, Thermostatic, 120°	1		
	950A0029G31	Kit, Seal	1		
-4	950A0233H02	Valve, Angle, SW, SC, 3/4", Danfoss	2		
	950A0232H21	Spare Parts Kit, Complete (less stem), 1"	1		
-5	944A0308H08	Adapter, 1" FPT x 1" SAE (O-ring 980A0012K69)	1		
-6	535A0356H01	Bushing, Orifice (O-ring 980A0012K69)	1		
-7	950A0237H03	Valve, Angle, THD, SC, 1", Danfoss	1		
	950A0232H22	Spare Parts Kit, Complete (less stem), 1"	1		
-8	950A0320H03	Strainer, Angle, SW, 1", Danfoss	1		
	950A0320H13	Kit, Service, 1" (incl. Element & Gasket)	1		
-9	956A0012G07	Valve, Check, SW, 1"	1		
-10	944A0048H23	Flange, RFSO, 1"	2		
	959A0054H23	Gasket, Flange, 1"	2		
-11	950A0319H01	Valve, Angle, 3/4" SW x 1/2" MPT, SC, Danfoss	1		
	950A0232H21	Spare Parts Kit, Complete (less stem)	1		
	720B0030H05	Strainer, FA15 (Danfoss)	1		
	720B0030H21	Strainer Basket & Cover Gasket	1		
	720B0030H23	Gasket, Strainer/Flange, 2 Per Kit	1		
	950A0339H01	Valve, Oil Sampling	1		
-12	950A0339H01	Valve, Oil Sampling	1		

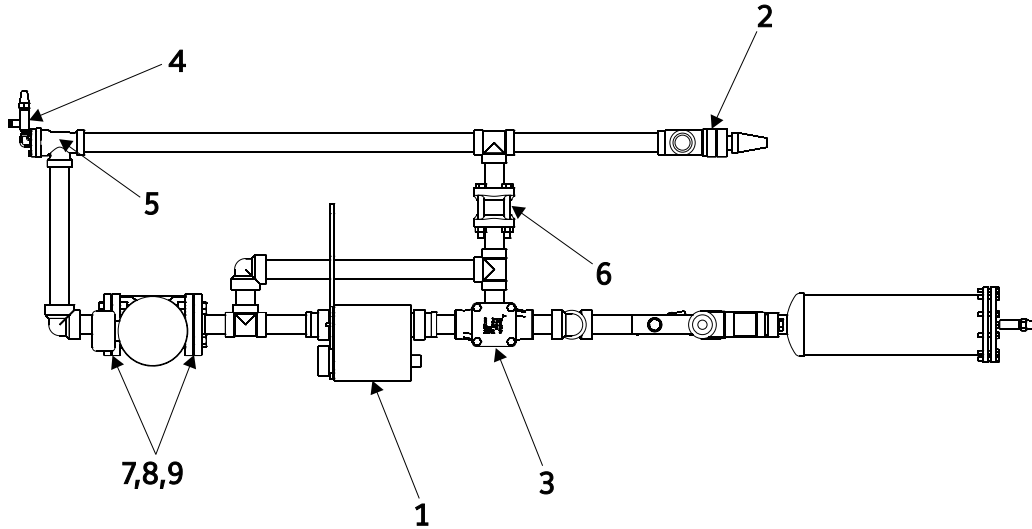


Figure 12. Plate Oil Cooler Piping, Typical, RXF 58-101.

FIG. & INDEX	ITEM NUMBER	DESCRIPTION	QTY.	REV.	P & I REF.
12-	720M0374G01	Piping, Oil Cooler w/Pump, 58-101	Ref.		
	720M0374G02	Piping, Oil Cooler w/Pump, 58-101	Ref.		
	720M0374G03	Piping, Oil Cooler w/1.5 TCV, 58-101	Ref.		
	720M0374G04	Piping, Oil Cooler w/1.5 TCV, 58-101	Ref.		
-1	990A0090H01	Heat Exchanger, ANHP52-20H	1		
	990A0090H02	Heat Exchanger, ANHP52-30H	1		
	990A0090H03	Heat Exchanger, ANHP52-40H	1		
	990A0090H04	Heat Exchanger, ANHP52-50H	1		
	990A0090H05	Heat Exchanger, ANHP52-60H	1		
	990A0090H06	Heat Exchanger, ANHP52-70H	1		
	990A0090H07	Heat Exchanger, ANHP52-80H	1		
	990A0088H01	Heat Exchanger, ANHP76-64H	1		
	950A0292H03	Valve, Angle, S.C., 1/2" MPT (not shown)	1		
-2	950A0233H05	Valve, Angle, 1-1/2" SW, SC, Danfoss	1		
	950A0232H22	Spare Parts Kit, Complete (less stem), 1-1/2"	1		
-3	950A0294H01	Valve, Temperature Control, 1-1/2" SW	1		
	950A0294H11	Thermostat and Gasket Kit	1		
-4	950A0292H01	Valve, Angle, S.C., 1/4 MPT x 1/4" FPT	1		
-5	950A0320H05	Strainer, Angled, 1-1/2" SW	1		
	950A0320H15	Gasket & Screen	1		
-6	956A0012G03	Valve, Check, 1-1/2"	1		
-7	944A0108H05	Flange, 1-1/2" 300PSI	2		
-8	959A0054H25	Gasket, 1-1/2" 300PSI	2		
-9	901A0172H03	Flange Bolt Kit, 1-1/2"	2		

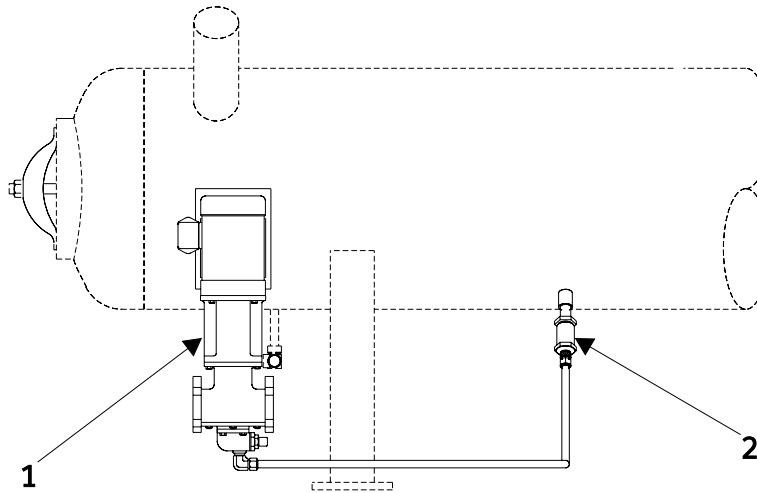


Figure 13. Oil Pump and Piping, Typical, RXF 12–50.

FIG. & INDEX	ITEM NUMBER	DESCRIPTION	QTY.	REV.	P & I REF.
13-	720M0411G01	Oil Pump Mounting & Tubing, 300 DWP, RXF 12-50	Ref.		
	720M0411G02	Oil Pump Mounting & Tubing, 300 DWP, RXF 12-50	Ref.		
	720M0411G03	Oil Pump Mounting & Tubing, 300 DWP, RXF 12-50	Ref.		
	720M0501G01	Oil Pump Mounting & Tubing, 400 DWP, RXF 12-50	Ref.		
	720M0501G02	Oil Pump Mounting & Tubing, 400 DWP, RXF 12-50	Ref.		
	720M0501G03	Oil Pump Mounting & Tubing, 400 DWP, RXF 12-50	Ref.		
		300 PSI DWP (except #11 Oil)			
-1	960A0090G01	Assembly, Pump, 1 HP, 1750 RPM / 1450 RPM	1		
	914A0015H01	Motor only, 230/460-3-60 / 190/380-3-50	1		
	960A0090H01	Pump only, GG495M (960A0075H41 Shaft Seal)	1		
	960A0068H11	Coupling	1		
	960A0090G02	Assembly, Pump, 1 HP, 1450 RPM	1		
	914A0015H05	Motor, 415-3-50	1		
	960A0090H01	Pump only, GG495M (960A0075H41 Shaft Seal)	1		
	960A0068H11	Coupling	1		
	960A0090G03	Assembly, Pump, 1 HP, 1750 RPM	1		
	914A0015H06	Motor, 575-3-60	1		
	960A0090H01	Pump only, GG495M (960A0075H41 Shaft Seal)	1		
	960A0068H11	Coupling	1		
		400 PSI DWP (except #11 Oil)			
	960A0102G01	Assembly, Pump, 1 HP, 1750 RPM / 1450 RPM	1		
	914A0015H01	Motor only, 230/460-3-60 / 190/380-3-50	1		
	960A0102H01	Pump only, GG495M (960A0102H41 Shaft Seal) ⁽¹⁾	1		
	960A0068H11	Coupling	1		
	960A0102G02	Assembly, Pump, 1 HP, 1450 RPM	1		
	914A0015H05	Motor, 415-3-50	1		
	960A0102H01	Pump only, GG495M (960A0102H41 Shaft Seal) ⁽¹⁾	1		
	960A0068H11	Coupling	1		
	960A0102G03	Assembly, Pump, 1 HP, 1750 RPM	1		
	914A0015H06	Motor, 575-3-60	1		
	960A0102H01	Pump only, GG495M (960A0102H41 Shaft Seal) ⁽¹⁾	1		
	960A0068H11	Coupling	1		
		300 PSI DWP w/BUNA N (Nitrile) Seals for #11 Oil			
	960A0105G01	Assembly, Pump, 1 HP, 1750 RPM / 1450 RPM	1		
	960A0105H01	Pump only, GG495M (960A0105H41 Shaft Seal) ⁽²⁾	1		
	914A0015H01	Motor only, 230/460-3-60 / 190/380-3-50	1		
	960A0068H11	Coupling only	1		
	960A0105G02	Assembly, Pump, 1 HP, 1450 RPM	1		
	960A0105H01	Pump only, GG495M (960A0105H41 Shaft Seal) ⁽²⁾	1		
	914A0015H05	Motor only, 415-3-50	1		
	960A0068H11	Coupling only	1		
	960A0105G03	Assembly, Pump, 1 HP, 1750 RPM	1		
	960A0105H01	Pump only, GG495M (960A0105H41 Shaft Seal) ⁽²⁾	1		
	914A0015H06	Motor only, 575-3-60	1		
	960A0068H11	Coupling only	1		
-2	956A0014H01	Valve, Check, 3/4" NPT (return to tank relief)	1		

1. Relief Valve Kit - 960A0102H02
2. Bypass Valve Kit - 960A0105H30

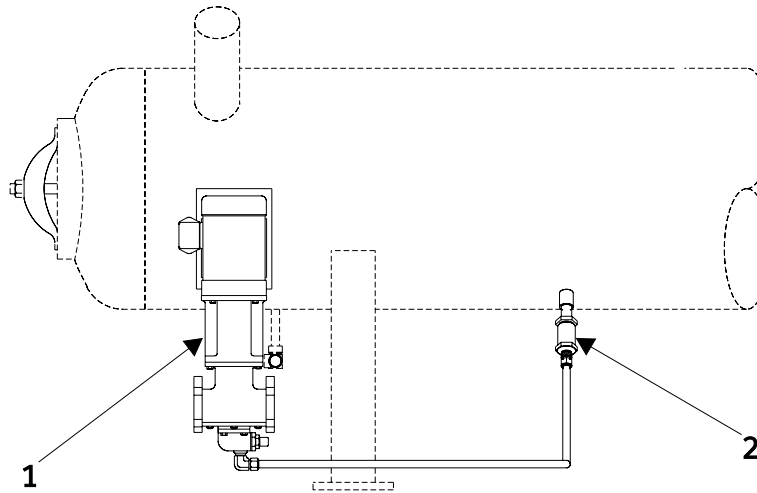


Figure 14. Oil Pump and Piping, Typical, RXF 58-101.

FIG. & INDEX	ITEM NUMBER	DESCRIPTION	QTY.	REV.	P & I REF.
14-	720M0377G01	Oil Pump Mounting & Tubing, 300 DWP, RXF 58-101	Ref.		
	720M0377G02	Oil Pump Mounting & Tubing, 300 DWP, RXF 58-101	Ref.		
	720M0377G03	Oil Pump Mounting & Tubing, 300 DWP, RXF 58-101	Ref.		
	720M0496G01	Oil Pump Mounting & Tubing, 400 DWP, RXF 58-101	Ref.		
	720M0496G02	Oil Pump Mounting & Tubing, 400 DWP, RXF 58-101	Ref.		
	720M0496G03	Oil Pump Mounting & Tubing, 400 DWP, RXF 58-101	Ref.		
		300 PSI DWP (except #11 Oil)			
-1	960A0082G01	Assembly, Pump, 1 HP, 1150 RPM / 954 RPM ^{(1) (4)}	1		
	960A0082H01	Pump only, HJ495M ⁽²⁾	1		
	914A0015H18	Motor only, 208/230/460-3-60, 190/380-3-50	1		
	960A0066H11	Coupling only	1		
	960A0082G02	Assembly, Pump, 1 HP, 1150 RPM ^{(1) (4)}	1		
	960A0082H01	Pump only, HJ495M ⁽²⁾	1		
	914A0015H19	Motor only, 575-3-60	1		
	960A0066H11	Coupling only	1		
	960A0082G03	Assembly, Pump, 1 HP, 954 RPM ^{(1) (4)}	1		
	960A0082H01	Pump only, HJ495M ⁽²⁾	1		
	914A0015H20	Motor only, 415-3-50	1		
	960A0066H11	Coupling only	1		
	960A0082G07	Assembly, Pump, 1-1/2 HP, 1750 RPM ^{(1) (4)}	1		
	960A0082H01	Pump only, HJ495M ⁽²⁾	1		
	914A0015H02	Motor only, 208/230/460-3-60	1		
	960A0066H11	Coupling only	1		
	960A0082G08	Assembly, Pump, 1-1/2 HP, 1450 RPM ^{(1) (4)}	1		
	960A0082H01	Pump only, HJ495M ⁽²⁾	1		
	914A0015H02	Motor only, 190/380-3-50	1		
	960A0066H11	Coupling only	1		
	960A0082G09	Assembly, Pump, 1-1/2 HP, 1750 RPM ^{(1) (4)}	1		
	960A0082H01	Pump only, HJ495M ⁽²⁾	1		
	914A0015H02	Motor only, 575-3-60	1		
	960A0066H11	Coupling only	1		
	960A0082G10	Assembly, Pump, 1-1/2 HP, 1450 RPM ^{(1) (4)}	1		
	960A0082H01	Pump only, HJ495M ⁽²⁾	1		
	914A0015H02	Motor only, 415-3-50	1		
	960A0066H11	Coupling only	1		
	960A0082G04	Assembly, Pump, 3 HP, 1750 RPM / 1450 RPM ^{(1) (4)}	1		
	960A0082H02	Pump only, HL495M ⁽²⁾	1		
	914A0015H03	Motor only, 230/460-3-60 / 190/380-3-50	1		
	960A0066H12	Coupling only	1		
	960A0082G05	Assembly, Pump, 3 HP, 1750 RPM ^{(1) (4)}	1		
	960A0082H02	Pump only, HL495M ⁽²⁾	1		
	914A0015H03	Motor only, 575-3-60	1		
	960A0066H12	Coupling only	1		
	960A0082G06	Assembly, Pump, 3 HP, 1450 RPM ^{(1) (4)}	1		
	960A0082H02	Pump only, HL495M ⁽²⁾	1		
	914A0015H03	Motor only, 415-3-50	1		
	960A0066H12	Coupling only	1		
		300 PSI DWP w/BUNA N (Nitrile) Seals for #11 Oil			
	960A0103G01	Assembly, Pump, 1 HP, 1150 RPM / 954 RPM	1		
	960A0103H01	Pump only, HJ495M ⁽³⁾	1		
	914A0015H18	Motor only, 230/460-3-60 / 190/380-3-50	1		
	960A0066H11	Coupling only	1		
	960A0103H30	Kit, Bypass Valve	1		

RXF ROTARY SCREW COMPRESSOR UNIT
SERVICE PARTS LIST



FIG. & INDEX	ITEM NUMBER	DESCRIPTION	QTY.	REV.	P & I REF.
	960A0103G02	Assembly, Pump, 1 HP, 1150 RPM	1		
	960A0103H01	Pump only, HJ495M ⁽³⁾	1		
	914A0015H19	Motor only, 575-3-60	1		
	960A0066H11	Coupling only	1		
	960A0103H30	Kit, Bypass Valve	1		
	960A0103G03	Assembly, Pump, 1 HP, 954 RPM	1		
	960A0103H01	Pump only, HJ495M ⁽³⁾	1		
	914A0015H20	Motor only, 415-3-50	1		
	960A0066H11	Coupling only	1		
	960A0103H30	Kit, Bypass Valve	1		
	960A0103G04	Assembly, Pump, 3 HP, 1750 RPM / 1450 RPM	1		
	960A0103H02	Pump only, HJ495M ⁽³⁾	1		
	914A0015H03	Motor only, 230/460-3-60 / 190/380-3-50	1		
	960A0066H12	Coupling only	1		
	960A0103H30	Kit, Bypass Valve	1		
	960A0103G05	Assembly, Pump, 3 HP, 1750 RPM	1		
	960A0103H02	Pump only, HJ495M ⁽³⁾	1		
	914A0015H10	Motor only, 575-3-60	1		
	960A0066H12	Coupling only	1		
	960A0103H30	Kit, Bypass Valve	1		
	960A0103G06	Assembly, Pump, 3 HP, 1450 RPM	1		
	960A0103H02	Pump only, HJ495M ⁽³⁾	1		
	914A0015H09	Motor only, 415-3-50	1		
	960A0066H12	Coupling only	1		
	960A0103H30	Kit, Bypass Valve	1		
	960A0103G07	Assembly, Pump, 1 1/2 HP, 1750 RPM	1		
	960A0103H01	Pump only, HJ495M ⁽³⁾	1		
	914A0015H02	Motor only, 230/460-3-60	1		
	960A0066H11	Coupling only	1		
	960A0103H30	Kit, Bypass Valve	1		
	960A0103G08	Assembly, Pump, 1 1/2 HP, 1450 RPM	1		
	960A0103H01	Pump only, HJ495M ⁽³⁾	1		
	914A0015H04	Motor only, 190/380-3-50	1		
	960A0066H11	Coupling only	1		
	960A0103H30	Kit, Bypass Valve	1		
	960A0103G09	Assembly, Pump, 1 1/2 HP, 1750 RPM	1		
	960A0103H01	Pump only, HJ495M ⁽³⁾	1		
	914A0015H08	Motor only, 575-3-60	1		
	960A0066H11	Coupling only	1		
	960A0103H30	Kit, Bypass Valve	1		
	960A0103G10	Assembly, Pump, 1 1/2 HP, 1450 RPM	1		
	960A0103H01	Pump only, HJ495M ⁽³⁾	1		
	914A0015H07	Motor only, 415-3-50	1		
	960A0066H11	Coupling only	1		
	960A0103H30	Kit, Bypass Valve	1		
	960A0103G11	Assembly, Pump, 2 HP, 1750 RPM	1		
	960A0103H01	Pump only, HJ495M ⁽³⁾	1		
	914A0015H13	Motor only, 230/460-3-60	1		
	960A0066H11	Coupling only	1		
	960A0103H30	Kit, Bypass Valve	1		
	960A0103G12	Assembly, Pump, 2 HP, 1450 RPM	1		
	960A0103H01	Pump only, HJ495M ⁽³⁾	1		
	914A0015H14	Motor only, 190/380-3-50	1		
	960A0066H11	Coupling only	1		
	960A0103H30	Kit, Bypass Valve	1		

FIG. & INDEX	ITEM NUMBER	DESCRIPTION	QTY.	REV.	P & I REF.
	960A0103G13	Assembly, Pump, 2 HP, 1750 RPM	1		
	960A0103H01	Pump only, HJ495M ⁽³⁾	1		
	914A0015H15	Motor only, 575-3-60	1		
	960A0066H11	Coupling only	1		
	960A0103H30	Kit, Bypass Valve	1		
	960A0103G14	Assembly, Pump, 2 HP, 1450 RPM	1		
	960A0103H01	Pump only, HJ495M ⁽³⁾	1		
	914A0015H16	Motor only, 415-3-50	1		
	960A0066H11	Coupling only	1		
	960A0103H30	Kit, Bypass Valve	1		
	960A0103G14	Assembly, Pump, 2 HP, 1450 RPM	1		
	960A0103H01	Pump only, HJ495M ⁽³⁾	1		
	914A0015H16	Motor only, 415-3-50	1		
	960A0066H11	Coupling only	1		
	960A0103H30	Kit, Bypass Valve	1		
	960A0104G01	Assembly, Pump, 5 HP, 1450 RPM	1		
	960A0104H01	Pump only, AS495M ⁽³⁾	1		
	914A0016H02	Motor only, 190/380-3-50	1		
	960A0067H13	Coupling only	1		
	960A0104H30	Kit, Bypass Valve	1		
	960A0104G02	Assembly, Pump, 5 HP, 1750 RPM	1		
	960A0104H01	Pump only, AS495M ⁽³⁾	1		
	914A0016H02	Motor only, 230/460-3-60	1		
	960A0067H13	Coupling only	1		
	960A0104H30	Kit, Bypass Valve	1		
	960A0104G03	Assembly, Pump, 5 HP, 1450 RPM	1		
	960A0104H01	Pump only, AS495M ⁽³⁾	1		
	914A0016H20	Motor only, 415-3-50	1		
	960A0067H13	Coupling only	1		
	960A0104H30	Kit, Bypass Valve	1		
	960A0104G04	Assembly, Pump, 5 HP, 1750 RPM	1		
	960A0104H01	Pump only, AS495M ⁽³⁾	1		
	914A0016H23	Motor only, 575-3-60	1		
	960A0067H13	Coupling only	1		
	960A0104H30	Kit, Bypass Valve	1		
	960A0104G05	Assembly, Pump, 7 1/2 HP, 1450 RPM	1		
	960A0104H02	Pump only, AK495M ⁽³⁾	1		
	914A0016H04	Motor only, 190/380-3-50	1		
	960A0067H11	Coupling only	1		
	960A0104H30	Kit, Bypass Valve	1		
	960A0104G06	Assembly, Pump, 7 1/2 HP, 1450 RPM	1		
	960A0104H02	Pump only, AK495M ⁽³⁾	1		
	914A0016H12	Motor only, 415-3-50	1		
	960A0067H11	Coupling only	1		
	960A0104H30	Kit, Bypass Valve	1		
	960A0104G07	Assembly, Pump, 7 1/2 HP, 1150 RPM	1		
	960A0104H03	Pump only, AL495M ⁽³⁾	1		
	914A0016H05	Motor only, 230/460-3-60	1		
	960A0067H12	Coupling only	1		
	960A0104H30	Kit, Bypass Valve	1		
	960A0104G08	Assembly, Pump, 7 1/2 HP, 1150 RPM	1		
	960A0104H03	Pump only, AL495M ⁽³⁾	1		
	914A0016H22	Motor only, 575-3-60	1		
	960A0067H12	Coupling only	1		
	960A0104H30	Kit, Bypass Valve	1		

FIG. & INDEX	ITEM NUMBER	DESCRIPTION	QTY.	REV.	P & I REF.
	960A0104G09	Assembly, Pump, 7 1/2 HP, 1150 RPM	1		
	960A0104H03	Pump only, AL495M ⁽³⁾	1		
	914A0016H18	Motor only, 380-3-60	1		
	960A0067H12	Coupling only	1		
	960A0104H30	Kit, Bypass Valve	1		
	960A0104G10	Assembly, Pump, 7 1/2 HP, 954 RPM	1		
	960A0104H03	Pump only, AL495M ⁽³⁾	1		
	914A0016H24	Motor only, 190/380-3-50	1		
	960A0067H12	Coupling only	1		
	960A0104H30	Kit, Bypass Valve	1		
	960A0104G21	Assembly, Pump, 7 1/2 HP, 1450 RPM	1		
	960A0104H02	Pump only, AK495M ⁽³⁾	1		
	914A0016H04	Motor only, 190/380-3-50	1		
	960A0067H11	Coupling only	1		
	960A0104H30	Kit, Bypass Valve	1		
	960A0104G22	Assembly, Pump, 7 1/2 HP, 1450 RPM	1		
	960A0104H02	Pump only, AK495M ⁽³⁾	1		
	914A0016H12	Motor only, 415-3-50	1		
	960A0067H11	Coupling only	1		
	960A0104H30	Kit, Bypass Valve	1		
	960A0104G23	Assembly, Pump, 7 1/2 HP, 1150 RPM	1		
	960A0104H03	Pump only, AL495M ⁽³⁾	1		
	914A0016H05	Motor only, 230/460-3-60	1		
	960A0067H12	Coupling only	1		
	960A0104H30	Kit, Bypass Valve	1		
	960A0104G24	Assembly, Pump, 7 1/2 HP, 1150 RPM	1		
	960A0104H03	Pump only, AL495M ⁽³⁾	1		
	914A0016H22	Motor only, 575-3-60	1		
	960A0067H12	Coupling only	1		
	960A0104H30	Kit, Bypass Valve	1		
	960A0104G25	Assembly, Pump, 7 1/2 HP, 1150 RPM	1		
	960A0104H03	Pump only, AL495M ⁽³⁾	1		
	914A0016H18	Motor only, 380-3-60	1		
	960A0067H12	Coupling only	1		
	960A0104H30	Kit, Bypass Valve	1		
	960A0104G26	Assembly, Pump, 7 1/2 HP, 954 RPM	1		
	960A0104H03	Pump only, AL495M ⁽³⁾	1		
	914A0016H24	Motor only, 190/380-3-50	1		
	960A0067H12	Coupling only	1		
	960A0104H30	Kit, Bypass Valve	1		
		400 DWP (except #11 Oil)			
	960A0100G01	Assembly, Pump, 1 HP, 1200 RPM / 1000 RPM ⁽¹⁾	1		
	960A0100H01	Pump only, HJ495M ⁽²⁾	1		
	914A0015H01	Motor only, 230/460-3-60 / 190/380-3-50	1		
	960A0066H11	Coupling only	1		
	960A0100G02	Assembly, Pump, 1 HP, 1200 RPM ⁽¹⁾	1		
	960A0100H01	Pump only, HJ495M ⁽²⁾	1		
	914A0015H06	Motor only, 575-3-60	1		
	960A0066H11	Coupling only	1		
	960A0100G03	Assembly, Pump, 1 HP, 415-3-50 ⁽¹⁾	1		
	960A0100H01	Pump only, HJ495M ⁽²⁾	1		
	914A0015H05	Motor only, 415-3-50	1		
	960A0066H11	Coupling only	1		
	960A0100G04	Assembly, Pump, 3 HP, 1750 RPM / 1450 RPM ⁽¹⁾	1		

FIG. & INDEX	ITEM NUMBER	DESCRIPTION	QTY.	REV.	P & I REF.
	960A0100H02	Pump only, HL495M ⁽²⁾	1		
	914A0015H03	Motor only, 230/460-3-60 / 190/380-3-50	1		
	960A0066H12	Coupling only	1		
	960A0100G05	Assembly, Pump, 3 HP, 1750 RPM ⁽¹⁾	1		
	960A0100H02	Pump only, HL495M ⁽²⁾	1		
	914A0015H10	Motor only, 575-3-60	1		
	960A0066H12	Coupling only	1		
	960A0100G06	Assembly, Pump, 3 HP, 1450 RPM ⁽¹⁾	1		
	960A0100H02	Pump only, HL495M ⁽²⁾	1		
	914A0015H09	Motor only, 415-3-50	1		
	960A0066H12	Coupling only	1		
	960A0100G07	Assembly, Pump, 1-1/2 HP, 1750 RPM ⁽¹⁾	1		
	960A0100H01	Pump only, HJ495M ⁽²⁾	1		
	914A0015H02	Motor only, 230/460-3-60	1		
	960A0066H11	Coupling only	1		
	960A0100G08	Assembly, Pump, 1-1/2 HP, 1450 RPM ⁽¹⁾	1		
	960A0100H01	Pump only, HJ495M ⁽²⁾	1		
	914A0015H04	Motor only, 190/380-3-50	1		
	960A0066H11	Coupling only	1		
	960A0100G09	Assembly, Pump, 1-1/2 HP, 1750 RPM ⁽¹⁾	1		
	960A0100H01	Pump only, HJ495M ⁽²⁾	1		
	914A0015H08	Motor only, 575-3-60	1		
	960A0066H11	Coupling only	1		
		400 PSI DWP w/BUNA N (Nitrile) Seals for #11 Oil			
	960A0106G01	Assembly, Pump, 1 HP, 1150 RPM / 954 RPM	1		
	960A0106H01	Pump only, HJ495M ⁽³⁾	1		
	914A0015H18	Motor only, 230/460-3-60 / 190/380-3-50	1		
	960A0066H11	Coupling only	1		
	960A0106H30	Kit, Bypass Valve	1		
	960A0106G02	Assembly, Pump, 1 HP, 1150 RPM	1		
	960A0106H01	Pump only, HJ495M ⁽³⁾	1		
	914A0015H19	Motor only, 575-3-60	1		
	960A0066H11	Coupling only	1		
	960A0106H30	Kit, Bypass Valve	1		
	960A0106G03	Assembly, Pump, 1 HP, 954 RPM	1		
	960A0106H01	Pump only, HJ495M ⁽³⁾	1		
	914A0015H20	Motor only, 415-3-50	1		
	960A0066H11	Coupling only	1		
	960A0106H30	Kit, Bypass Valve	1		
	960A0106G04	Assembly, Pump, 3 HP, 1750 RPM / 1450 RPM	1		
	960A0106H02	Pump only, HL495M ⁽³⁾	1		
	914A0015H03	Motor only, 230/460-3-60 / 190/380-3-50	1		
	960A0066H12	Coupling only	1		
	960A0106H30	Kit, Bypass Valve	1		
	960A0106G05	Assembly, Pump, 3 HP, 1750 RPM	1		
	960A0106H02	Pump only, HL495M ⁽³⁾	1		
	914A0015H10	Motor only, 575-3-60	1		
	960A0066H12	Coupling only	1		
	960A0106H30	Kit, Bypass Valve	1		
	960A0106G06	Assembly, Pump, 3 HP, 1450 RPM	1		
	960A0106H02	Pump only, HL495M ⁽³⁾	1		
	914A0015H09	Motor only, 415-3-50	1		
	960A0066H12	Coupling only	1		
	960A0106H30	Kit, Bypass Valve	1		

RXF ROTARY SCREW COMPRESSOR UNIT
SERVICE PARTS LIST



FIG. & INDEX	ITEM NUMBER	DESCRIPTION	QTY.	REV.	P & I REF.
	960A0106G07	Assembly, Pump, 1 1/2 HP, 1750 RPM	1		
	960A0106H01	Pump only, HJ495M ⁽³⁾	1		
	914A0015H02	Motor only, 230/460-3-60	1		
	960A0066H11	Coupling only	1		
	960A0106H30	Kit, Bypass Valve	1		
	960A0106G08	Assembly, Pump, 1 1/2 HP, 1450 RPM	1		
	960A0106H01	Pump only, HJ495M ⁽³⁾	1		
	914A0015H04	Motor only, 190/380-3-50	1		
	960A0066H11	Coupling only	1		
	960A0106H30	Kit, Bypass Valve	1		
	960A0106G09	Assembly, Pump, 1 1/2 HP, 1750 RPM	1		
	960A0106H01	Pump only, HJ495M ⁽³⁾	1		
	914A0015H08	Motor only, 575-3-50	1		
	960A0066H11	Coupling only	1		
	960A0106H30	Kit, Bypass Valve	1		
	960A0106G10	Assembly, Pump, 1 1/2 HP, 1450 RPM	1		
	960A0106H01	Pump only, HJ495M ⁽³⁾	1		
	914A0015H07	Motor only, 415-3-50	1		
	960A0066H11	Coupling only	1		
	960A0106H30	Kit, Bypass Valve	1		
	960A0106G11	Assembly, Pump, 2 HP, 1750 RPM	1		
	960A0106H01	Pump only, HJ495M ⁽³⁾	1		
	914A0015H13	Motor only, 230/460-3-60	1		
	960A0066H11	Coupling only	1		
	960A0106H30	Kit, Bypass Valve	1		
	960A0106G12	Assembly, Pump, 2 HP, 1450 RPM	1		
	960A0106H01	Pump only, HJ495M ⁽³⁾	1		
	914A0015H14	Motor only, 190/380-3-50	1		
	960A0066H11	Coupling only	1		
	960A0106H30	Kit, Bypass Valve	1		
	960A0106G13	Assembly, Pump, 2 HP, 1750 RPM	1		
	960A0106H01	Pump only, HJ495M ⁽³⁾	1		
	914A0015H15	Motor only, 575-3-60	1		
	960A0066H11	Coupling only	1		
	960A0106H30	Kit, Bypass Valve	1		
	960A0106G14	Assembly, Pump, 2 HP, 1450 RPM	1		
	960A0106H01	Pump only, HJ495M ⁽³⁾	1		
	914A0015H16	Motor only, 415-3-50	1		
	960A0066H11	Coupling only	1		
	960A0106H30	Kit, Bypass Valve	1		
	960A0107G01	Assembly, Pump, 5 HP, 1450 RPM	1		
	960A0107H01	Pump only, AS495M ⁽³⁾	1		
	914A0016H02	Motor only, 190/380-3-50	1		
	960A0067H13	Coupling only	1		
	960A0107H30	Kit, Bypass Valve	1		
	960A0107G02	Assembly, Pump, 5 HP, 1750 RPM	1		
	960A0107H01	Pump only, AS495M ⁽³⁾	1		
	914A0016H25	Motor only, 230/460-3-60	1		
	960A0067H13	Coupling only	1		
	960A0107H30	Kit, Bypass Valve	1		
	960A0107G03	Assembly, Pump, 5 HP, 1450 RPM	1		
	960A0107H01	Pump only, AS495M ⁽³⁾	1		
	914A0016H25	Motor only, 415-3-50	1		
	960A0067H13	Coupling only	1		
	960A0107H30	Kit, Bypass Valve	1		

FIG. & INDEX	ITEM NUMBER	DESCRIPTION	QTY.	REV.	P & I REF.
	960A0107G04	Assembly, Pump, 5 HP, 1750 RPM	1		
	960A0107H01	Pump only, AS495M ⁽³⁾	1		
	914A0016H23	Motor only, 575-3-60	1		
	960A0067H13	Coupling only	1		
	960A0107H30	Kit, Bypass Valve	1		
	960A0107G05	Assembly, Pump, 7 1/2 HP, 1450 RPM	1		
	960A0107H02	Pump only, AK495M ⁽³⁾	1		
	914A0016H04	Motor only, 190/380-3-50	1		
	960A0067H11	Coupling only	1		
	960A0107H30	Kit, Bypass Valve	1		
	960A0107G06	Assembly, Pump, 7 1/2 HP, 1450 RPM	1		
	960A0107H02	Pump only, AK495M ⁽³⁾	1		
	914A0016H12	Motor only, 415-3-50	1		
	960A0067H11	Coupling only	1		
	960A0107H30	Kit, Bypass Valve	1		
	960A0107G07	Assembly, Pump, 7 1/2 HP, 1150 RPM	1		
	960A0107H03	Pump only, AL495M ⁽³⁾	1		
	914A0016H05	Motor only, 230/460-3-60	1		
	960A0067H12	Coupling only	1		
	960A0107H30	Kit, Bypass Valve	1		
	960A0107G08	Assembly, Pump, 7 1/2 HP, 1150 RPM	1		
	960A0107H03	Pump only, AL495M ⁽³⁾	1		
	914A0016H22	Motor only, 575-3-60	1		
	960A0067H12	Coupling only	1		
	960A0107H30	Kit, Bypass Valve	1		
	960A0107G09	Assembly, Pump, 7 1/2 HP, 1150 RPM	1		
	960A0107H03	Pump only, AL495M ⁽³⁾	1		
	914A0016H18	Motor only, 380-3-60	1		
	960A0067H12	Coupling only	1		
	960A0107H30	Kit, Bypass Valve	1		
	960A0107G10	Assembly, Pump, 7 1/2 HP, 954 RPM	1		
	960A0107H03	Pump only, AL495M ⁽³⁾	1		
	914A0016H24	Motor only, 190/380-3-50	1		
	960A0067H12	Coupling only	1		
	960A0107H30	Kit, Bypass Valve	1		
	960A0107G21	Assembly, Pump, 7 1/2 HP, 1450 RPM	1		
	960A0107H02	Pump only, AK495M ⁽³⁾	1		
	914A0016H04	Motor only, 190/380-3-50	1		
	960A0067H11	Coupling only	1		
	960A0107H30	Kit, Bypass Valve	1		
	960A0107G22	Assembly, Pump, 7 1/2 HP, 1450 RPM	1		
	960A0107H02	Pump only, AK495M ⁽³⁾	1		
	914A0016H12	Motor only, 415-3-50	1		
	960A0067H11	Coupling only	1		
	960A0107H30	Kit, Bypass Valve	1		
	960A0107G23	Assembly, Pump, 7 1/2 HP, 1150 RPM	1		
	960A0107H03	Pump only, AL495M ⁽³⁾	1		
	914A0016H05	Motor only, 230/460-3-60	1		
	960A0067H12	Coupling only	1		
	960A0107H30	Kit, Bypass Valve	1		
	960A0107G24	Assembly, Pump, 7 1/2 HP, 1150 RPM	1		
	960A0107H03	Pump only, AL495M ⁽³⁾	1		
	914A0016H22	Motor only, 575-3-60	1		
	960A0067H12	Coupling only	1		
	960A0107H30	Kit, Bypass Valve	1		



FIG. & INDEX	ITEM NUMBER	DESCRIPTION	QTY.	REV.	P & I REF.
	960A0107G25	Assembly, Pump, 7 1/2 HP, 1150 RPM	1		
	960A0107H03	Pump only, AL495M ⁽³⁾	1		
	914A0016H18	Motor only, 380-3-60	1		
	960A0067H12	Coupling only	1		
	960A0107H30	Kit, Bypass Valve	1		
	960A0107G26	Assembly, Pump, 7 1/2 HP, 954 RPM	1		
	960A0107H03	Pump only, AL495M ⁽³⁾	1		
	914A0016H24	Motor only, 190/380-3-50	1		
	960A0067H12	Coupling only	1		
	960A0107H30	Kit, Bypass Valve	1		
	960A0108G01	Assembly, Pump, 1 HP, 1750 RPM / 1450 RPM	1		
	960A0108H01	Pump only, GG495M ⁽³⁾	1		
	914A0015H01	Motor only, 230/460-3-60 / 190/380-3-50	1		
	960A0068H11	Coupling only	1		
	960A0108H30	Kit, Bypass Valve	1		
	960A0108G02	Assembly, Pump, 1 HP, 1450 RPM	1		
	960A0108H01	Pump only, GG495M ⁽³⁾	1		
	914A0015H05	Motor only, 415-3-50	1		
	960A0068H11	Coupling only	1		
	960A0108H30	Kit, Bypass Valve	1		
	960A0108G03	Assembly, Pump, 1 HP, 1750 RPM	1		
	960A0108H01	Pump only, GG495M ⁽³⁾	1		
	914A0015H06	Motor only, 575-3-60	1		
	960A0068H11	Coupling only	1		
	960A0108H30	Kit, Bypass Valve	1		
-2	956A0014H01	Valve, Check, 3/4" NPT (return to tank relief)	1		
	<p>1. 960A0082 Pumps are used on Models 100/134/177/222/270. 960A0100 Pumps are used on Models 100/134/177/222/270.</p> <p>2. 960A0082 Pumps use Shaft Seal Kit 960A0076H41. Kit consists of Shaft Seal, O-ring, Bearings and Locknut. 960A0100 Pumps use Shaft Seal Kit 960A0100H41. Kit consists of Shaft Seal, O-ring, Bearings and Locknut.</p> <p>3. 960A0103 Pumps use Shaft Seal Kit 960A0103H41. 960A0104 Pumps use Shaft Seal Kit 960A0104H41 960A0105 Pumps use Shaft Seal Kit 960A0105H41 960A0106 Pumps use Shaft Seal Kit 960A0106H41 960A0107 Pumps use Shaft Seal Kit 960A0107H41 960A0108 Pumps use Shaft Seal Kit 960A0108H41</p> <p>4. Bypass Valve Kit - 960A0082H30</p>				

NOTES

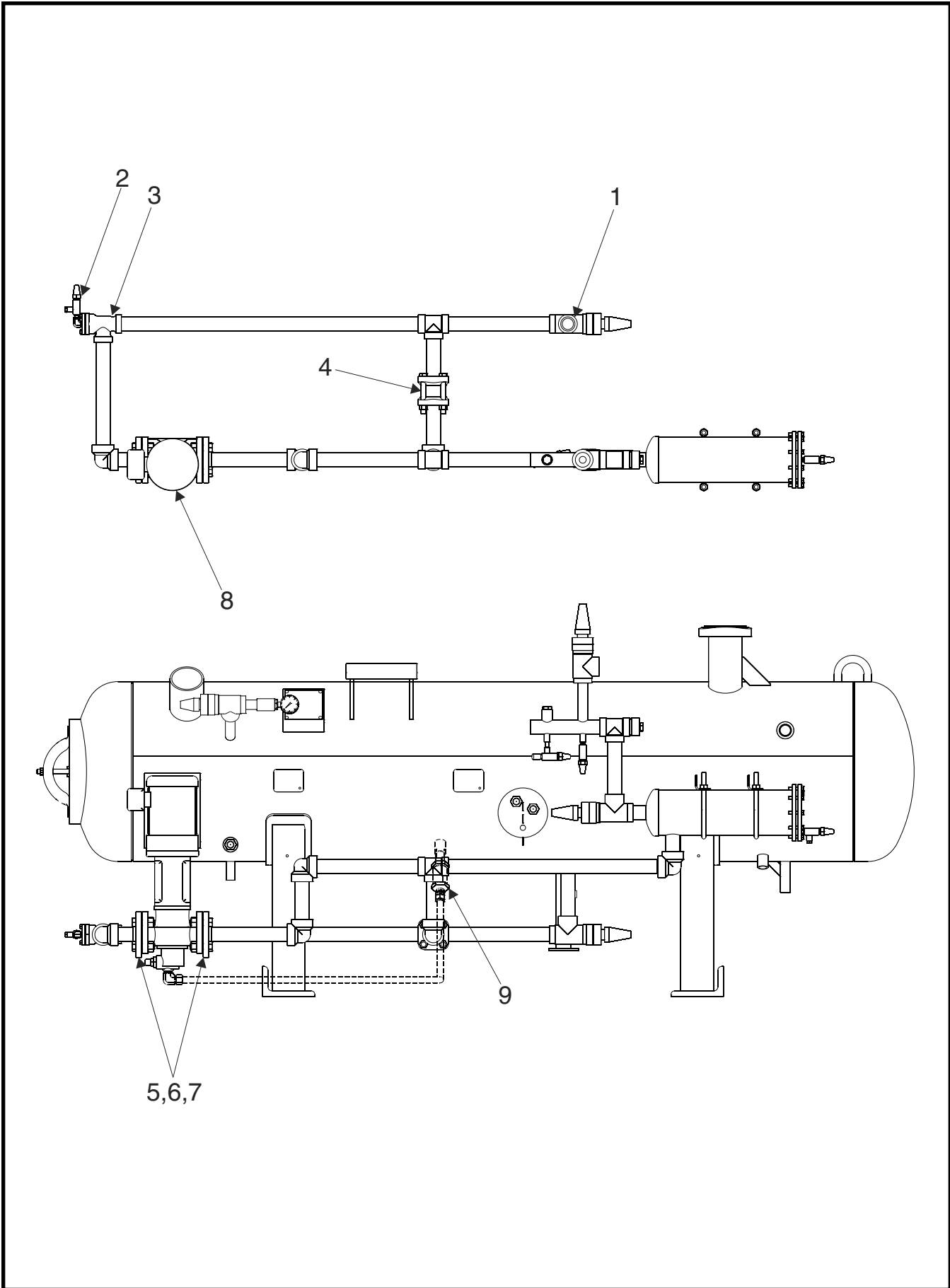
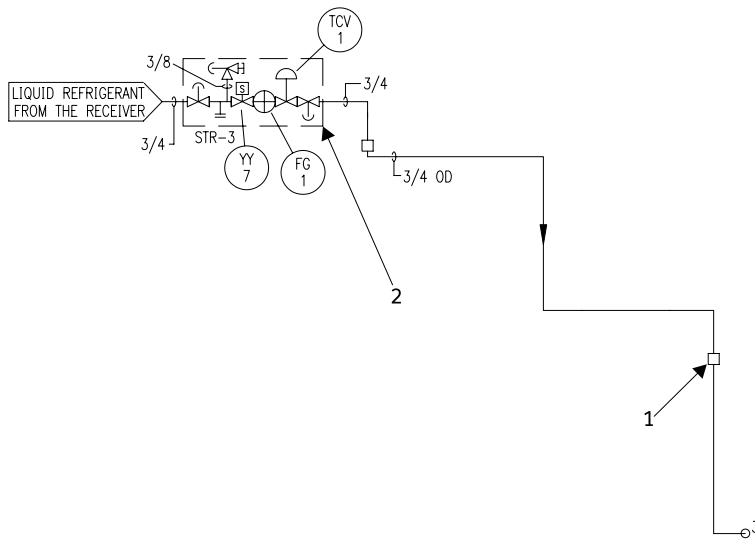
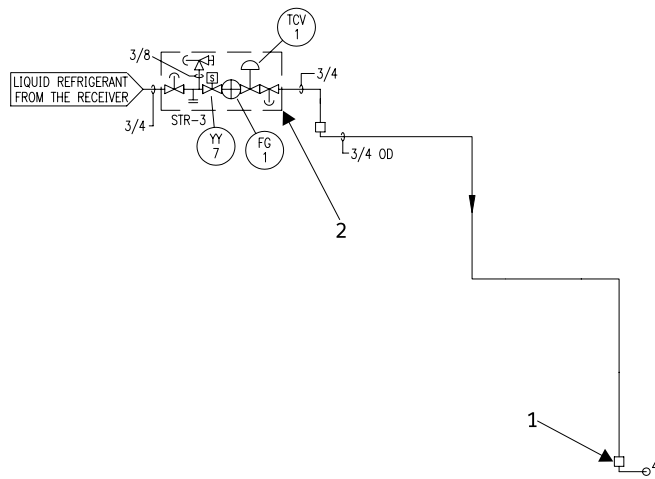


Figure 15. Oil Pump & Piping, RXF 58-101.

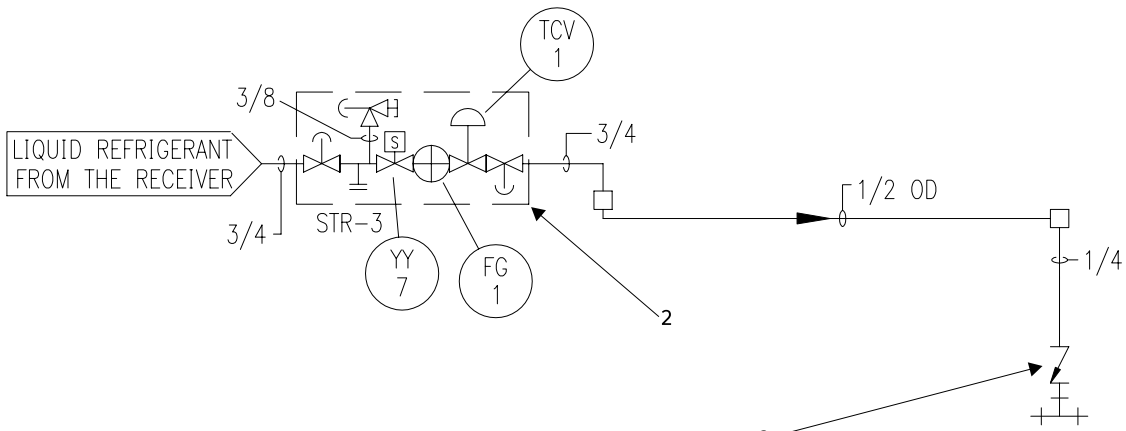
FIG. & INDEX	ITEM NUMBER	DESCRIPTION	QTY.	REV.	P & I REF.
15-	-	Oil Piping, 58 & 68	Ref.		
	-	Oil Piping w/Pump, 58 & 68	Ref.		
	-	Oil Piping, 85 & 101	Ref.		
	-	Oil Piping w/Pump, 85 & 101	Ref.		
-1	950A0233H05	Valve, Angle, SC, 1-1/2" SW, Danfoss	1		
	950A0232H22	Spare Parts Kit, Complete (less stem), 1-1/2"	1		
-2	950A0292H01	Valve, Angle, Seal Cap, 1/4" MPT x 1/4" FPT	1		
-3	950A0320H05	Strainer, Angle, 1-1/2" SW	1		
	950A0320H15	Gasket & Screen, 1-1/2"	1		
-4	956A0012G03	Valve, Check, 1-1/2" SW	1		
-5	944A0108H05	Flange, 1-1/2" SW ANSI, 300#	2		
-6	959A0054H25	Gasket, 1-1/2" - 300# Flange	2		
-7	901A0172H03	Flange Bolt Kit, 1-1/2" - 300# ANSI	2		
-8	960A0082G01	Pump, 1HP, 208/230/460-3-60, 190/380-3-50	1		
	960A0082G02	Pump, 1HP, 575-3-60	1		
	960A0082G03	Pump, 1HP, 415-3-50	1		
	960A0082H01	Pump only	1		
	960A0076H41	Shaft Seal Kit, Pump	1		
	914A0015H01	Motor only, 208/230/460-3-60, 190/380-3-50	1		
	914A0015H06	Motor only, 575-3-60	1		
	914A0015H05	Motor only, 415-3-50	1		
	960A0066H11	Coupling Assembly only	1		
-9	956A0014H01	Valve, Check, 3/4" NPT	1		



Liquid Injection Single Port.



Liquid Injection Single Port Booster.



Liquid Injection Closed Thread.

Figure 16. Liquid Injection Single Port/Single Port Booster/Closed Thread.

FIG. & INDEX	ITEM NUMBER	DESCRIPTION	QTY.	REV.	P & I REF.
16-	720M0433G01	Kit, Liquid Injection, 3/4" SW ICF 20A	Ref.		
	720M0433G02	Kit, Liquid Injection, 3/4" SW ICF 20B	Ref.		
	720M0433G03	Kit, Liquid Injection, 1" SW ICF 20C	Ref.		
	720M0276G05	Kit, Liquid Injection	Ref.		
	720M0280G01	Kit, Liquid Injection	Ref.		
-1	980A0012K66	O-ring, 58-101	1		
-2	950A0327H01	Assembly, Danfoss Motor Valve, ICF 20A, 3/4" SW ⁽¹⁾⁽²⁾	1		
	950A0327H02	Assembly, Danfoss Motor Valve, ICF 20B, 3/4" SW ⁽¹⁾⁽²⁾	1		
	950A0327H03	Assembly, Danfoss Motor Valve, ICF 20C, 1" SW ⁽¹⁾⁽²⁾	1		
-3	956A0018H01	Valve, Check, 1/4" FPT x 1/4" MPT	1		
<p>1. Danfoss ICF 20 Motor Valve Assemblies are on units manufactured after November 2007. 2. See Figure 18 for service parts breakdown.</p>					

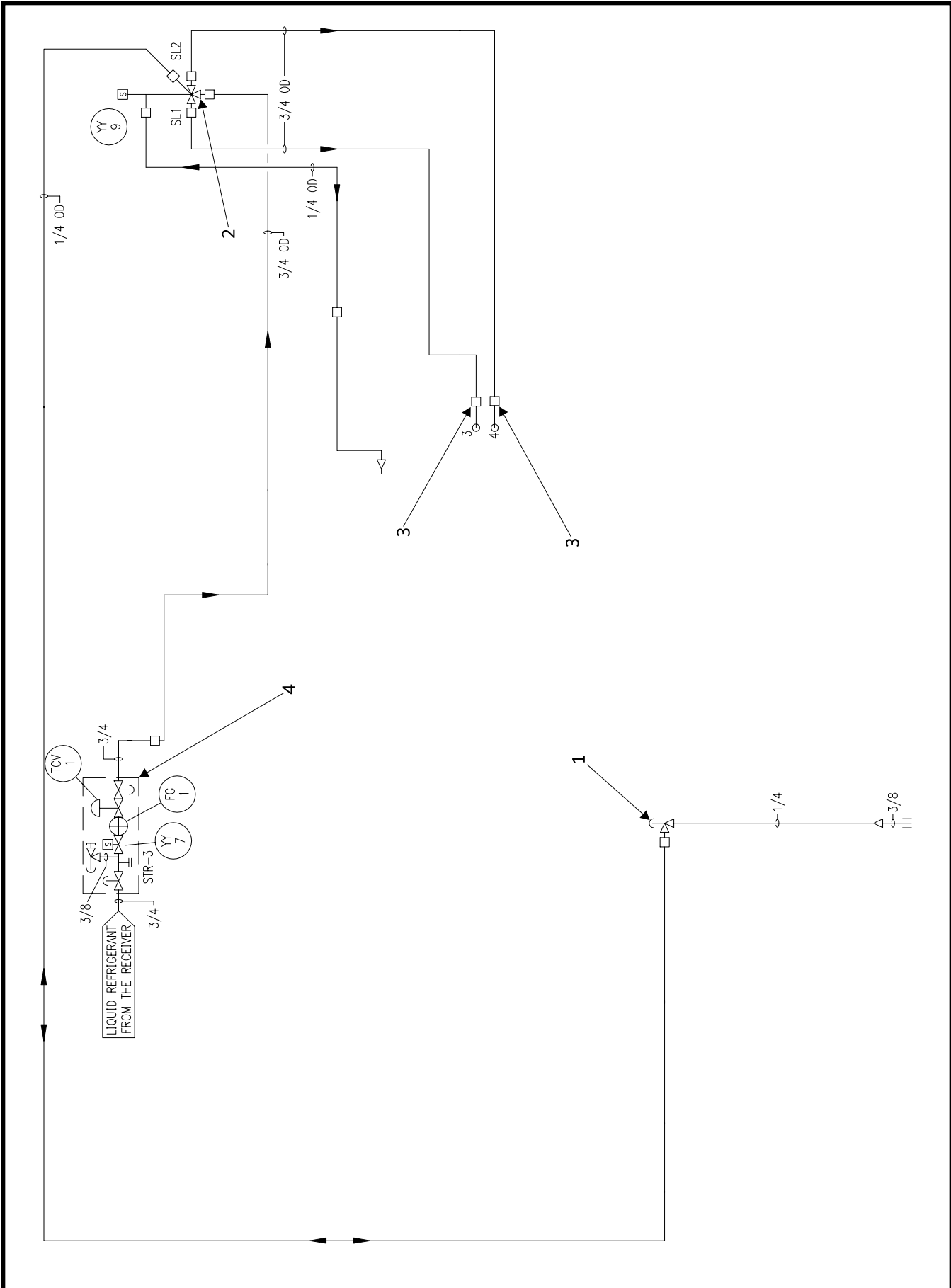


Figure 17. Liquid Injection Dual Port.

FIG. & INDEX	ITEM NUMBER	DESCRIPTION	QTY.	REV.	P & I REF.
17-	720M0277G04	Kit, Liquid Injection, Dual Port RXF 12-50	Ref.		
	720M0277G05	Kit, Liquid Injection, Dual Port RXF 58-101	Ref.		
	720M0433G01	Kit, Liquid Injection, 3/4" SW ICF 20A	Ref.		
	720M0433G02	Kit, Liquid Injection, 3/4" SW ICF 20B	Ref.		
	720M0433G03	Kit, Liquid Injection, 1" SW ICF 20C	Ref.		
-1	950A0292H01	Valve, Angle, Seal Cap, 1/4" MPT x 1/4" FPT	1		
-2	951A0053H01	Valve, Solenoid, Less Coil, 3/4" Flare	1		
	951A0095H01	Coil, 120VAC (w/DIN connector)	1		
	951A0095H02	Coil, 240VAC (w/DIN connector)	1		
	649A0890H01	Connector, DIN	1		
	944A0117H01	Fitting, Connector, Female, 1/8-27" Parker Ferulok	2		
	111Q0351038	Sleeve, 3/4" Flare	3		
	111Q0351039	Nut, 3/4" Flare	3		
	111Q0351068	Tube, Reducing, 3/4 to 1/2"	3		
-3	980A0012K66	O-ring, 58-101	2		
-4	950A0327H01	Assembly, Danfoss Motor Valve, ICF 20A, 3/4" SW ⁽¹⁾⁽²⁾	1		
	950A0327H02	Assembly, Danfoss Motor Valve, ICF 20B, 3/4" SW ⁽¹⁾⁽²⁾	1		
	950A0327H03	Assembly, Danfoss Motor Valve, ICF 20C, 1" SW ⁽¹⁾⁽²⁾	1		

1. Danfoss ICF 20 Motor Valve Assemblies are on units manufactured after November 2007.
2. See Figure 18 for service parts breakdown.

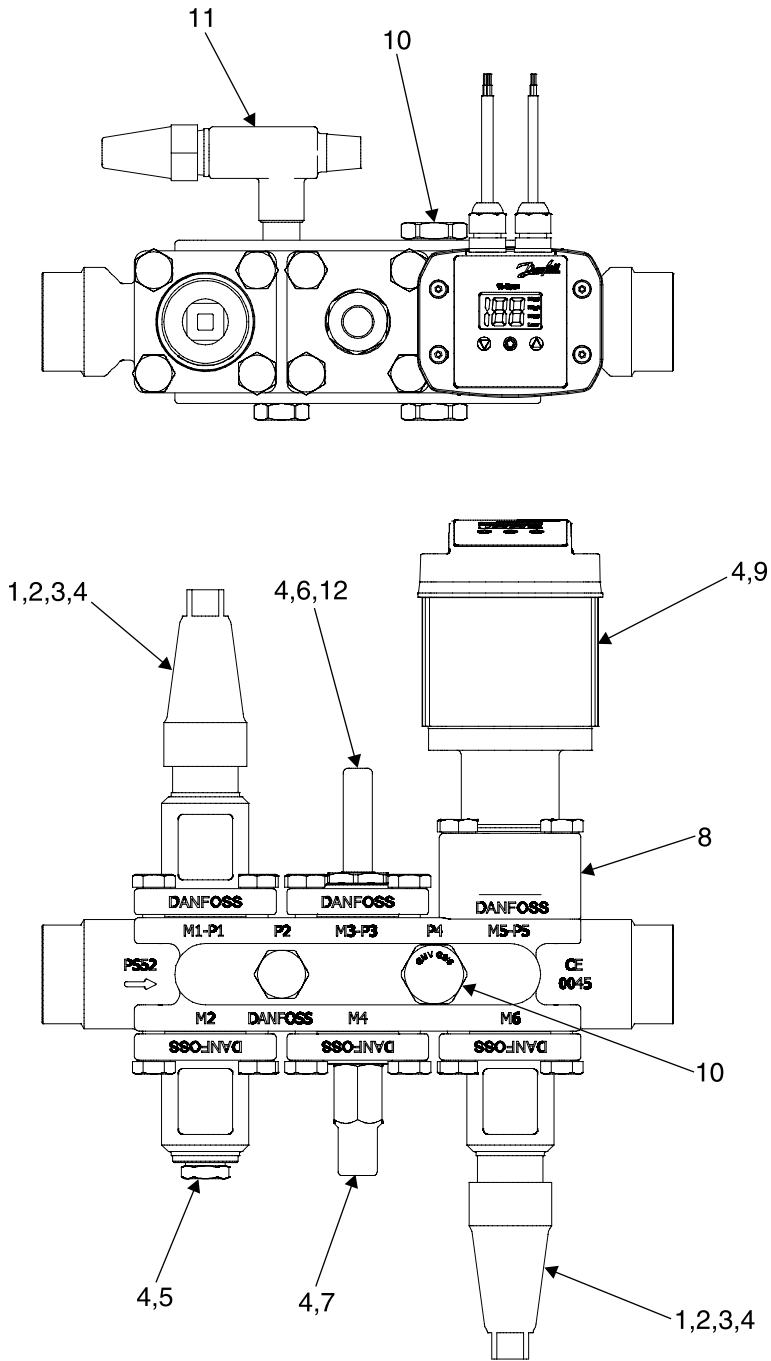


Figure 18. Liquid Injection Motorized Valve Assemblies, Typical.

FIG. & INDEX	ITEM NUMBER	DESCRIPTION	QTY.	REV.	P & I REF.
18-	950A0327H01	R-717, R-744, R-507, R-22, and R-404 Assembly, Danfoss Motor Valve, ICF 20A, 3/4" SW ⁽¹⁾	1		
	950A0327H02	Assembly, Danfoss Motor Valve, ICF 20B, 3/4" SW ⁽¹⁾	1		
	950A0327H03	Assembly, Danfoss Motor Valve, ICF 20C, 1" SW ⁽¹⁾	1		
-1	950A0327H11	Module, Stop Valve	2		
-2	950A0232H31	Packing Gland, Stop Valve (not shown)	2		
-3	950A0327H13	Handwheel, Stop Valve (not shown)	2		
-4	950A0327H14	Gasket Kit (not shown)	6		
-5	950A0327H15	Element, Filter	1		
-6	950A0327H16	Module, Solenoid Valve	1		
-7	950A0327H17	Module, Manual Open	1		
-8	950A0327H18	Module, Motor Valve, ICM 20A (950A0327H01)	1		
	950A0327H19	Module, Motor Valve, ICM 20B (950A0327H02)	1		
	950A0327H20	Module, Motor Valve, ICM 20C (950A0327H03)	1		
-9	950A0327H21	Actuator, Motor	1		
-10	950A0327H22	Sight Glass	2		
-11	950A0327H23	Valve, Bleed (950A0327 Assemblies)	1		
	950A0334H23	Valve, Bleed (950A0334 Assemblies)	1		
-12	950A0293H02	Coil, Solenoid Valve, 120V (not shown)	1		
	950A0293H01	Coil, Solenoid Valve, 240V (not shown)	1		

1. Danfoss ICF 20 Motor Valve Assemblies are on units manufactured after November 2007.

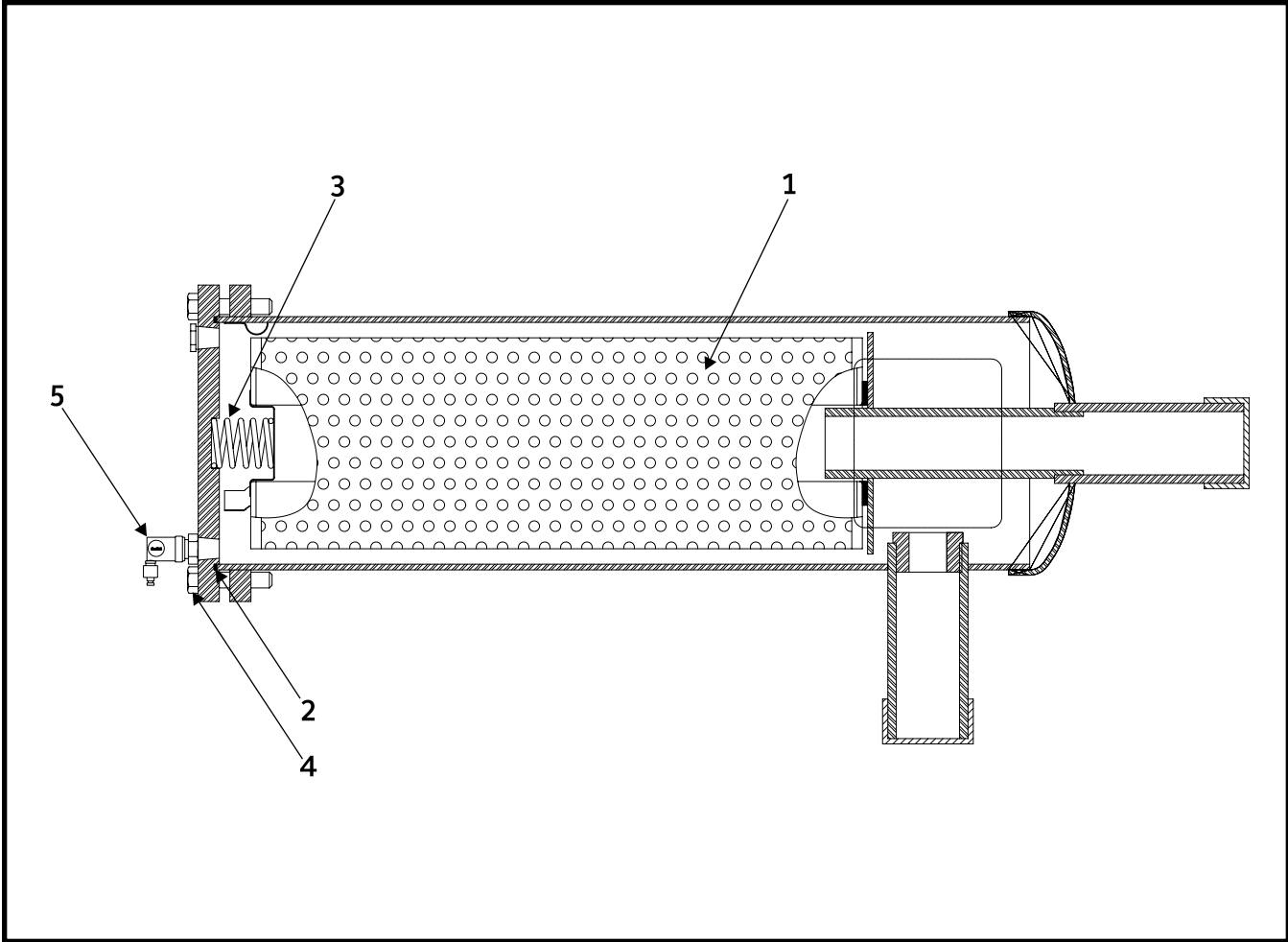


Figure 19. Oil Filter, Standard, RXF 58-101.

FIG. & INDEX	ITEM NUMBER	DESCRIPTION	QTY.	REV.	P & I REF.
19-	535C0513H01	Oil Filter Assembly	Ref.	B	F-1
-1	531A0224H02	Element, Oil Filter, SuperFilter™ II	1		
-2	959A0082H02	Gasket	1		
-3	535A0378H01	Spring	1		
-4	-	Capscrew, 3/8" x 1-3/4" UNC	10		
-5	950A0339H01	Valve, Oil Sampling	1		

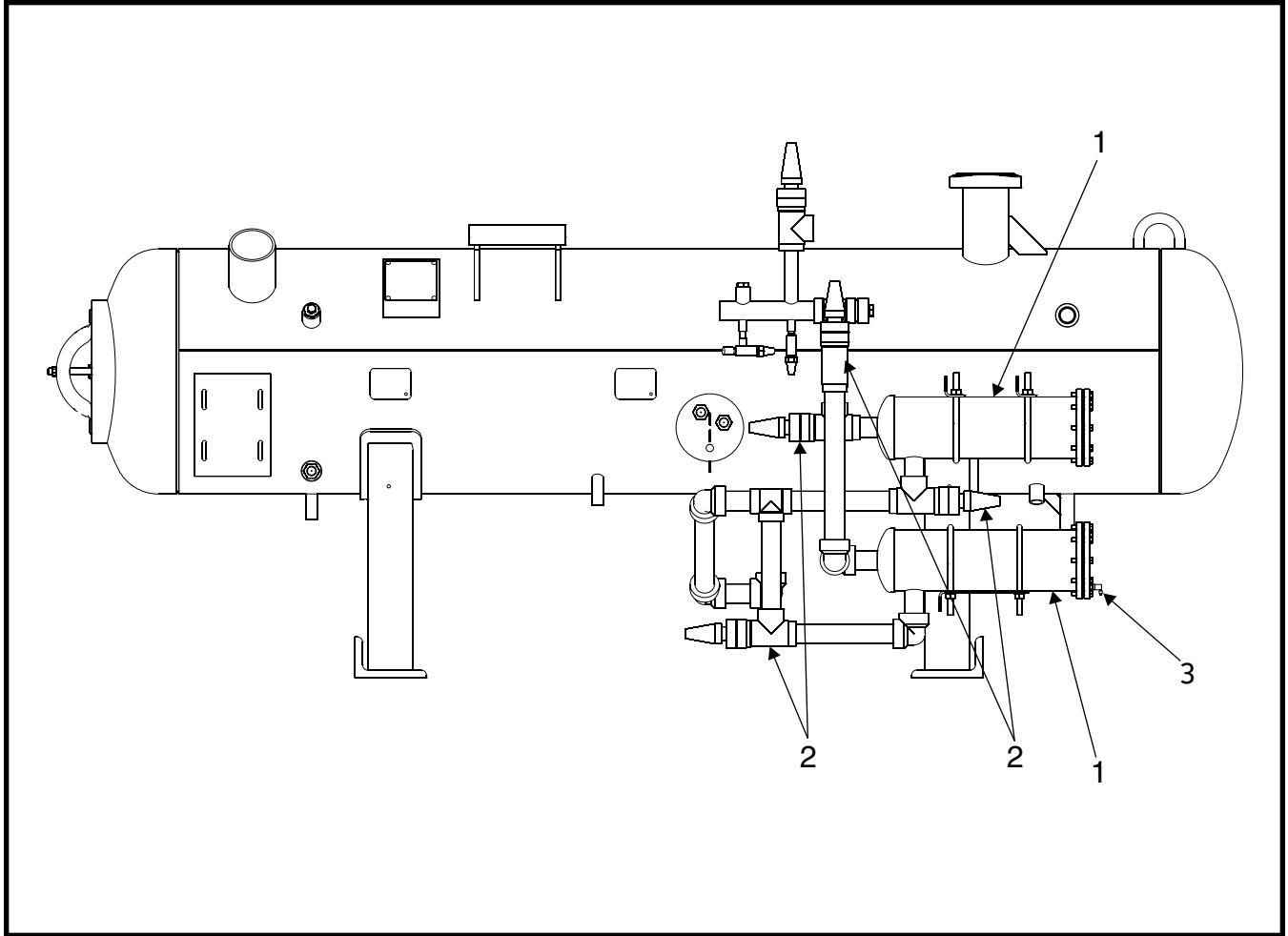


Figure 20. Dual Oil Filter, Typical, RXF 58–101.

FIG. & INDEX	ITEM NUMBER	DESCRIPTION	QTY.	REV.	P & I REF.
20-	720D0408 720D0395	Piping, Dual Oil Filter, 58 & 68 Piping, Dual Oil Filter, 85 & 101	Ref. Ref.	- -	
-1	535C0513H01	Filter Assembly, 6" (See Figure 19)	2		
-2	950A0233H05 950A0232H22	Valve, Angle, SC, 1-1/2" SW, Danfoss Spare Parts Kit, Complete (less stem), 1-1/2"	4 1		
-3	950A0339H01	Valve, Oil Sampling	1		

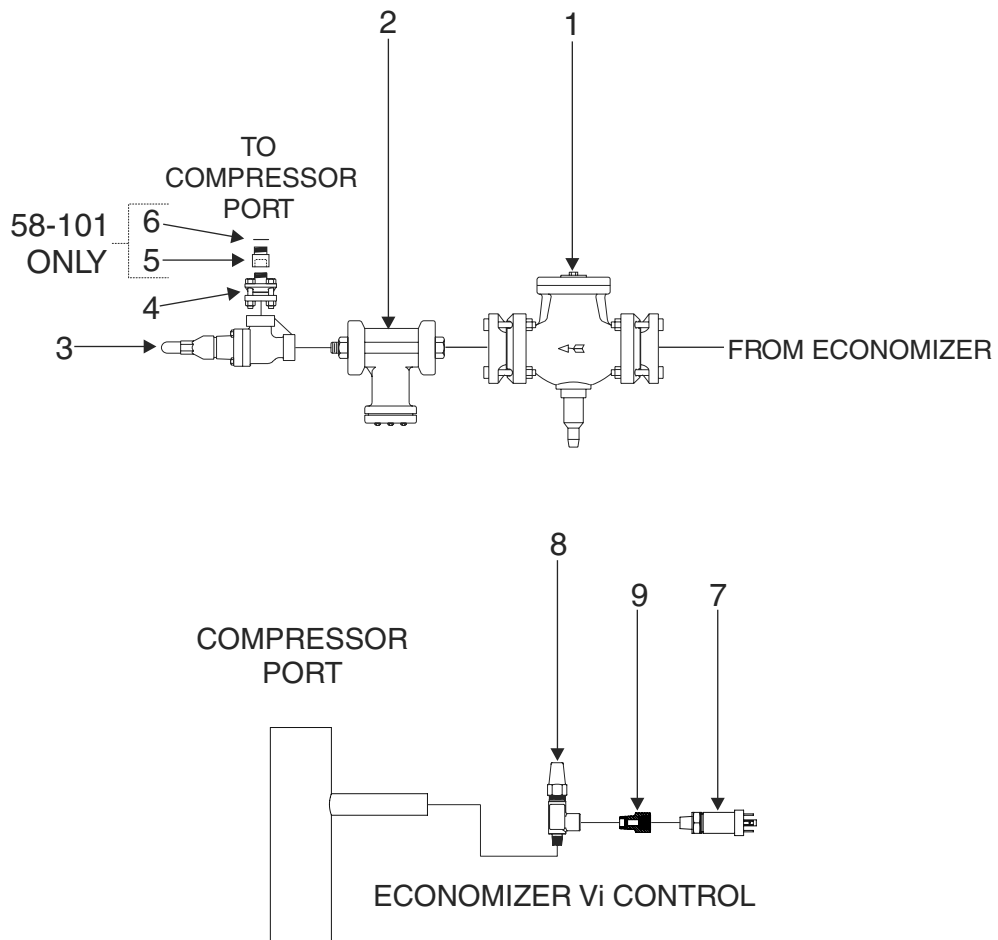


Figure 21. Economizer Kit, Typical.

FIG. & INDEX	ITEM NUMBER	DESCRIPTION	QTY.	REV.	P & I REF.
21-	535B0302	Economizer Details	Ref.	-	
-1	956A0025H21	Valve, Check, Modified, 3/4"	1		
	959A0057H03	Gasket, Flange, 3/4"	2		
	956A0025H27	Valve, Check, Modified, 1"	1		
	959A0057H03	Gasket, Flange, 1"	2		
	956A0025H22	Valve, Check, 1-1/4", R-22	1		
	959A0057H04	Gasket, Flange, 1-1/4"	2		
	956A0025H28	Valve, Check, Modified, 1-1/4", R-717	1		
	959A0057H04	Gasket, Flange, 1-1/4"	2		
	956A0025H23	Valve, Check, Modified, 1-1/2"	1		
	959A0057H05	Gasket, Flange, 1-1/2"	2		
	956A0025H24	Valve, Check, Modified, 2"	1		
	959A0057H07	Gasket, Flange, 2"	2		
	956A0025H25	Valve, Check, Modified, 3"	1		
	959A0057H18	Gasket, Flange, 3"	2		
-2	950A0001H03	Strainer, 3/4"	1		
	959A0057H03	Gasket, Flange, 3/4"	2		
	950A0001H04	Strainer, 1"	1		
	959A0057H03	Gasket, Flange, 1"	2		
	950A0001H05	Strainer, 1-1/4"	1		
	959A0057H04	Gasket, Flange, 1-1/4"	2		
	950A0001H06	Strainer, 2"	1		
	959A0057H07	Gasket, Flange, 2"	2		
	950A0001H08	Strainer, 1-1/2"	1		
	959A0057H05	Gasket, Flange, 1-1/2"	2		
	950A0001H07	Strainer, 2-1/2"	1		
	959A0057H06	Gasket, 2-1/2"	2		
-3	950A0233H02	Valve, Angle, SC, SW, 3/4"	1		
	950A0232H21	Spare Parts Kit, Complete (less stem), 3/4"	1		
	950A0233H03	Valve, Angle, SC, SW, 1", Danfoss	1		
	950A0233H04	Valve, Angle, SC, SW, 1-1/4", Danfoss	1		
	950A0233H05	Valve, Angle, SC, SW, 1-1/2", Danfoss	1		
	950A0232H22	Spare Parts Kit, Complete (less stem), 1, 1-1/4, & 1-1/2"	1		
	950A0233H06	Valve, Angle, SC, SW, 2", Danfoss	1		
	950A0232H23	Spare Parts Kit, Complete (less stem), 2"	1		
	950A0241H07	Valve, Angle, SC, BW, 2-1/2", Danfoss	1		
	950A0240H24	Spare Parts Kit, Complete, (less stem), 2-1/2"	1		
-4	944A0360G08	Flange, Union, Oval, SW, 3/4"	1		
	959A0057H03	Gasket, Flange, 3/4"	2		
	944A0360G09	Flange, Union, Oval, SW, 1"	1		
	959A0057H03	Gasket, Flange, 1"	2		
	944A0360G10	Flange, Union, Square, SW, 1-1/4"	1		
	959A0057H04	Gasket, 1-1/4"	2		
	944A0360G11	Flange, Union, Square, SW, 1-1/2"	1		
	959A0057H05	Gasket, 1-1/2"	2		
	944A0360G12	Flange, Union, Square, SW, 2"	1		
	959A0057H07	Gasket, 2"	2		
	944A0360G13	Flange, Union, Square, SW, 2-1/2"	1		
	959A0057H06	Gasket, 2-1/2"	2		

FIG. & INDEX	ITEM NUMBER	DESCRIPTION	QTY.	REV.	P & I REF.
-5	944A0246H19	Adapter, 1-1/2" NPTF to 1-7/8" UNF	1		
-6	980A0012K72	O-Ring	1		
-7	913A0146G22	Transducer, Pressure, 0-500 PSIA w/DIN Conn. & Str. Relief	1		PE
	913A0146H02	Transducer, Pressure, 0-500 PSIA	1		
	649A0890H02	Connector, DIN 1/2" NPTF	1		
	649A0890H11	Gasket, DIN Connector	1		
	649D4628H01	Relief, Strain, 1/2"	1		
-8	950A0292H01	Valve, Angle, SC, Stop/Needle, 1/4" MPT x 1/4" FPT	1		
-9	944A0255H01	Fitting, Snubber, Gauge Protector, 1/4 MPT x 1/4 FPT ⁽¹⁾	1		
<p>1. Porous sintered metal element. Pulsating gas protection.</p>					

NOTES

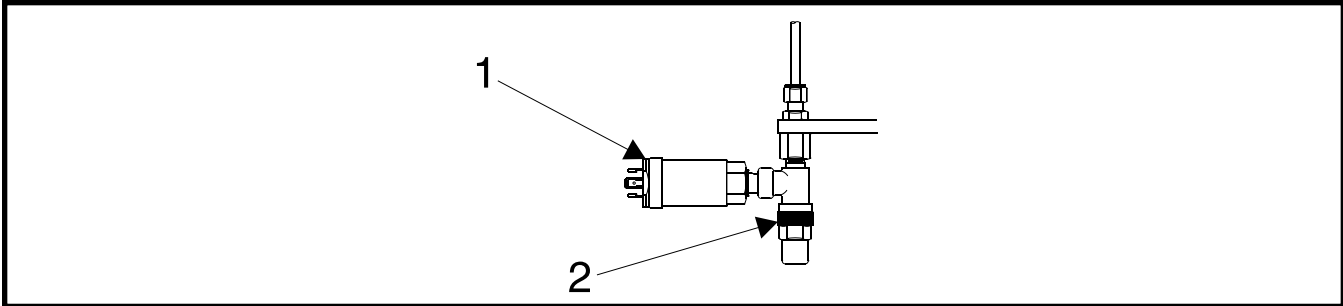


Figure 22. Transducer Piping Assembly.

FIG. & INDEX	ITEM NUMBER	DESCRIPTION	QTY.	REV.	P & I REF.
22-	-	Transducer Piping Assembly	Ref.		
-1	913A0146H01	Transducer, 0 - 200 PSIA	1		PE
	913A0146H02	Transducer, 0 - 500 PSIA	2		PE
	649A0890H02	Connector, DIN 1/2" NPTF ⁽¹⁾	1		
	649A0890H11	Gasket, DIN Connector ⁽¹⁾	1		
	649D4628H01	Relief, Strain, 1/2" ⁽¹⁾	1		
-2	950A0292H01	Valve, Angle, SC, 1/4" MPT x 1/4" FPT	3		

1. Not part of Pressure Transducer. Order separately.

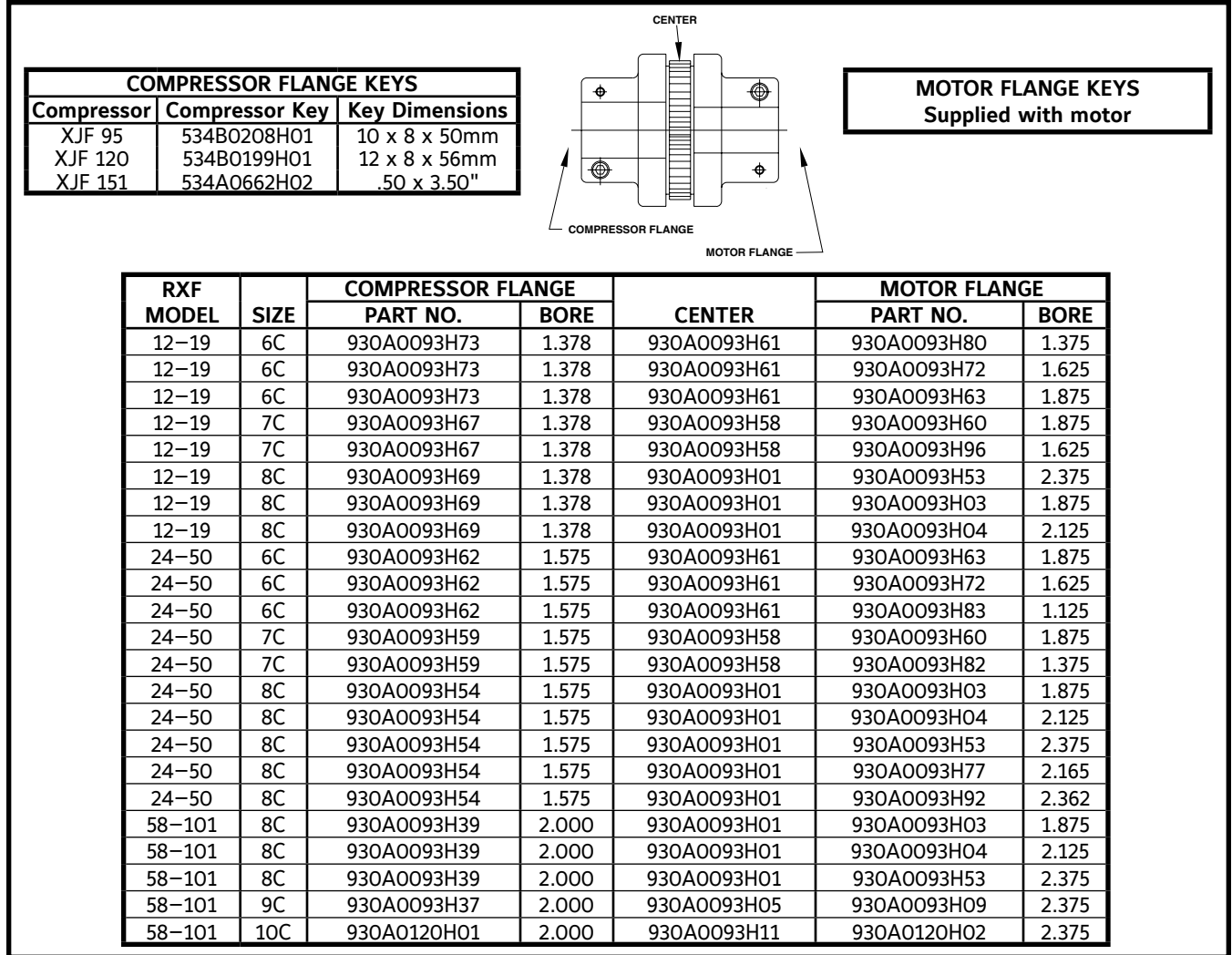


Figure 23. Drive Coupling.

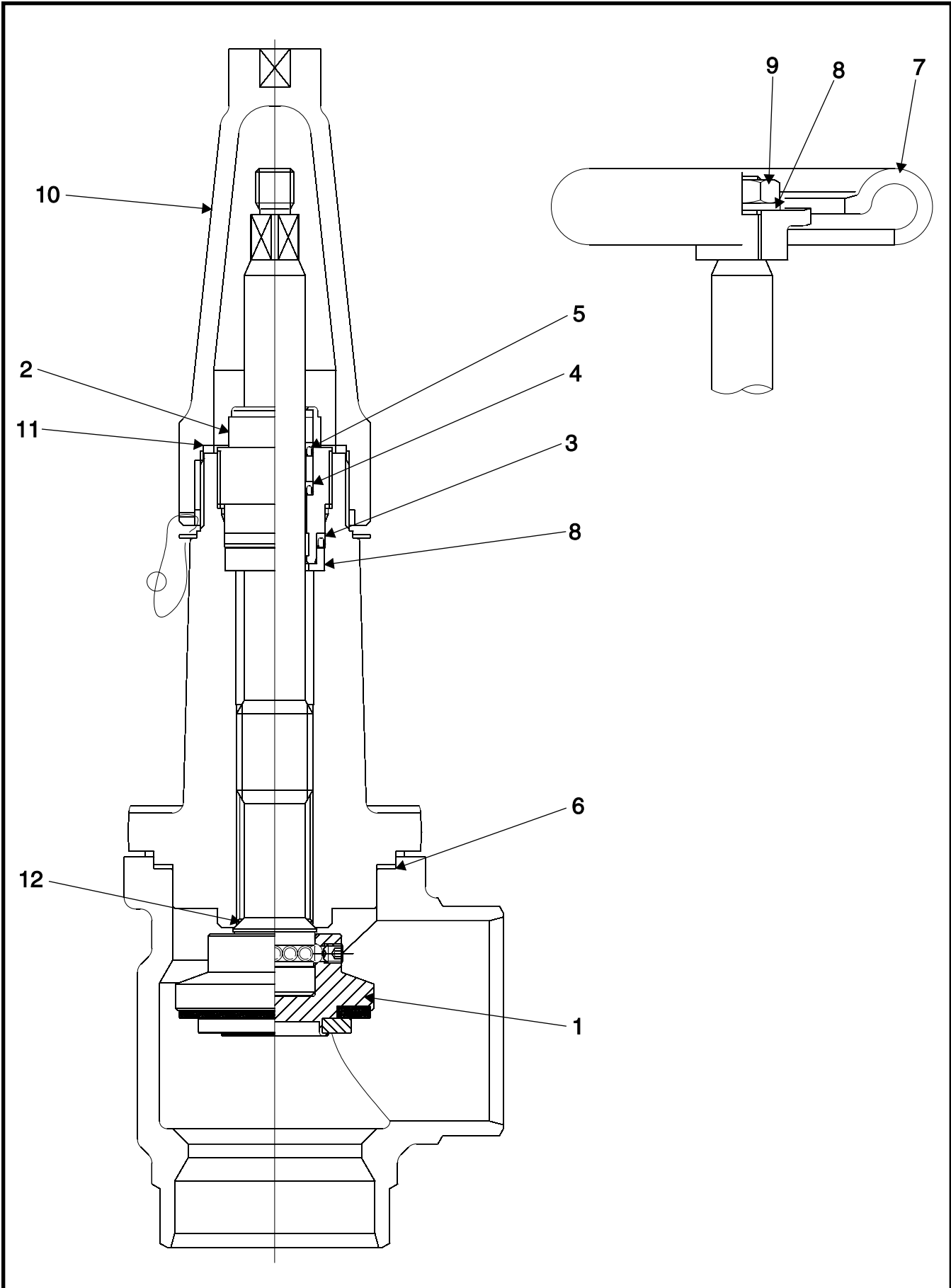


Figure 24. 2 1/2" – 5" Discharge Stop Valve, Danfoss.

FIG. & INDEX	ITEM NUMBER	DESCRIPTION	QTY.	REV.	P & I REF.
24-	-	Stop Valve (See charts below)	Ref.		
-1	Kit 1, 3	Cone Complete w/Cone Seal			
-2	Kit 1, 2	Packing Gland incl. Gaskets			
-3	-	Packing Washer			
-4	Kit 1, 2	O-Ring			
-5	Kit 1, 2	O-Ring			
-6	Kit 1, 3	O-Ring, Housing/Bonnet			
-7	Kit 4	Handwheel			
-8	Kit 4	Washer			
-9	Kit 4	Nut			
-10	Kit 5	Cap			
-11	Kit 1, 5	Gasket for Cap			
-12	Kit 1, 5	Soft Backseal			

STOP VALVE REPAIR KITS (See index next page)							
VALVE	DESCRIPTION	SIZE Inch	1. COMPLETE SPARES KIT ⁽¹⁾	2. PACKING GLAND KIT ⁽²⁾	3. CONE KIT ⁽³⁾	4. H/W-S/C KIT ⁽⁴⁾	5. CAP & BONNET KIT ⁽⁵⁾
950A0240H07	BW - HW	2 1/2	950A0240H24	950A0232H33	950A0240H44	950A0232H53	N/A
950A0240H08	BW - HW	3	950A0240H25	950A0240H34	950A0240H45	950A0240H54	N/A
950A0240H09	BW - HW	4	950A0240H26	950A0240H34	950A0240H46	950A0240H55	N/A
950A0240H10	BW - HW	5	950A0240H27	950A0240H35	950A0240H47	950A0240H56	N/A
950A0241H07	BW - SC	2 1/2	950A0240H24	950A0232H33	950A0240H44	950A0233H62	950A0241H54
950A0241H08	BW - SC	3	950A0240H25	950A0240H34	950A0240H45	950A0241H63	950A0241H55
950A0241H09	BW - SC	4	950A0240H26	950A0240H34	950A0240H46	950A0241H63	950A0241H56
950A0241H10	BW - SC	5	950A0240H27	950A0240H35	950A0240H47	950A0241H64	950A0241H57

1. Consists of Cone complete incl. steel balls and Allen screw, Packing Gland incl. Gaskets, O-ring for Housing/Bonnet, Cap Gasket, and Back Seal.
2. Consists of Packing Gland, incl. Gaskets, with O-rings.
3. Consists of Cone Complete incl. Steel Balls & Allen Screw, O-ring for Housing/Bonnet.
4. HW Kit Consists of Handwheel, Nut/Washer (Nut/Washer numbers are: 3" & 4" 950A0240H61/950A0240H64, 5" 950A0240H62/950A0240H65. SC Kit consists of Cap and Gasket.
5. Consists of Seal Cap Gasket, O-ring for Housing/Bonnet, and Soft Back Seal. (soft back seal does not apply to 2 1/2" valve)

DISCHARGE STOP VALVE APPLICATION & SIZE		
APPLICATION	SIZE	STOP VALVE
HIGH STAGE HW	2 1/2	950A0240H07
HIGH STAGE SC	2 1/2	950A0241H07
BOOSTER HW	2 1/2	950A0240H07
BOOSTER SC	2 1/2	950A0241H07
HIGH STAGE HW	3	950A0240H08
HIGH STAGE SC	3	950A0241H08
BOOSTER HW	3	950A0240H08
BOOSTER SC	3	950A0241H08
HIGH STAGE HW	4	950A0240H09
HIGH STAGE SC	4	950A0241H09
BOOSTER HW	4	950A0240H09
BOOSTER SC	4	950A0241H09
HIGH STAGE HW	5	950A0240H10
HIGH STAGE SC	5	950A0241H10
BOOSTER HW	5	950A0240H10
BOOSTER SC	5	950A0241H10

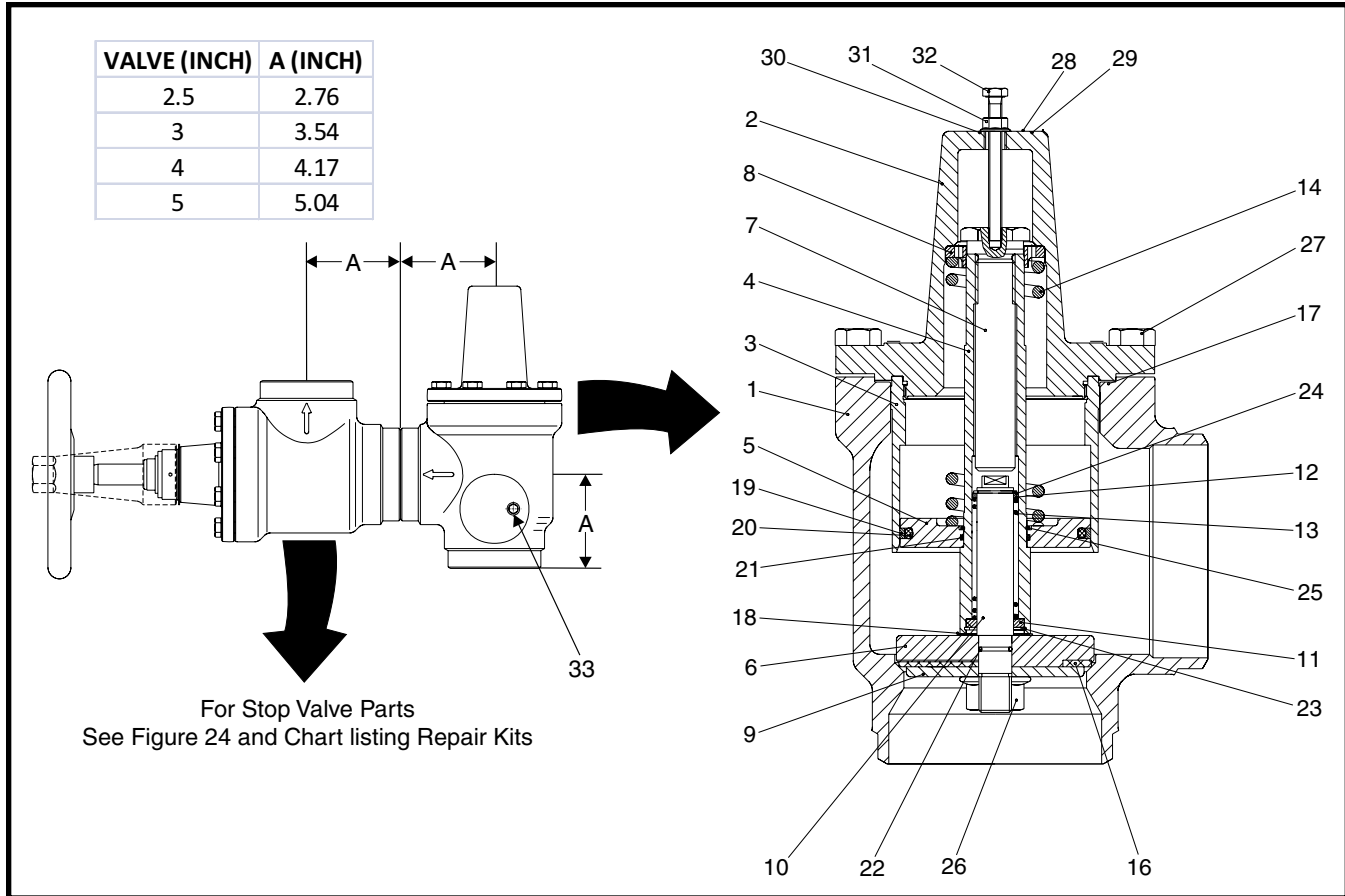


Figure 25. 2 1/2 – 5" Discharge Check Valve, Danfoss.

CHECK VALVE ONLY (See index next page)							
VALVE	APPLICATION	SIZE Inch	BONNET GASKET	SEAL KIT	7.2 PSI SPRING KIT	14.5 PSI SPRING KIT	29 PSI SPRING KIT
956A0043H01	HIGH STAGE	2 1/2	956A0043H11	956A0043H12	956A0043H15	956A0043H13	956A0043H14
956A0043H02	BOOSTER	2 1/2	956A0043H11	956A0043H12	956A0043H15	956A0043H13	956A0043H14
956A0044H01	HIGH STAGE	3	956A0044H11	956A0044H12	956A0044H15	956A0044H13	956A0044H14
956A0044H02	BOOSTER	3	956A0044H11	956A0044H12	956A0044H15	956A0044H13	956A0044H14
956A0045H01	HIGH STAGE	4	956A0045H11	956A0045H12	956A0045H15	956A0045H13	956A0045H14
956A0045H02	BOOSTER	4	956A0045H11	956A0045H12	956A0045H15	956A0045H13	956A0045H14
956A0046H01	HIGH STAGE	5	956A0046H11	956A0046H12	956A0046H15	956A0046H13	956A0046H14

FIG. & INDEX	ITEM NUMBER	DESCRIPTION	QTY.	REV.	P & I REF.
25-	-	2-1/2 - 5" Discharge Check Valve, Class 300	Ref.		
	-	Check Valve (For P/N, see chart)	Ref.		
-1	-	Housing	1		
-2	-	Bonnet	1		
-3	-	Piston Cylinder	1		
-4	-	Piston Rod	1		
-5	-	Piston	1		
-6	-	Cone	1		
-7	-	Spring Screw	1		
-8	-	Spring Bushing	1		
-9	-	Cone Plate	1		
-10	-	Cone Rod	1		
-11	-	Rear Bushing	1		
-12	-	Front Bushing	1		
-13	-	Spring	1		
-14	Spring Kit*	Spring	1		
-15	-	Plug (not shown)	1		
-16	Seal Kit*	Teflon Ring	1		
-17	Seal Kit*	Bonnet Gasket	1		
-18	Seal Kit*	Nylon Washer	1		
-19	Seal Kit*	Glyd Ring®	1		
-20	Seal Kit*	O-Ring	1		
-21	Seal Kit*	O-Ring	1		
-22	Seal Kit*	O-Ring	1		
-23	-	Spring Ring	1		
-24	-	Spring Ring	1		
-25	-	Spring Ring	1		
-26	-	Nut	1		
-27	-	Set Screw	A/R		
-28	Spring Kit*	Marking Plate	1		
-29	Spring Kit*	Rivet	1		
-30	-	Washer	1		
-31	-	Nut	1		
-32	-	Screw	1		
-33	950A0292H01	Valve, Angle, Needle,SC, 1/4" MPT x 1/4" FPT	1		

* See Check Valve Repair Kits Chart, previous page.

DISCHARGE CHECK VALVE APPLICATION & SIZE		
APPLICATION	SIZE Inch	CHECK VALVE
HIGH STAGE HW	2 1/2	956A0043H01
HIGH STAGE SC	2 1/2	956A0043H01
BOOSTER HW	2 1/2	956A0043H02
BOOSTER SC	2 1/2	956A0043H02
HIGH STAGE HW	3	956A0044H01
HIGH STAGE SC	3	956A0044H01
BOOSTER HW	3	956A0044H02
BOOSTER SC	3	956A0044H02
HIGH STAGE HW	4	956A0045H01
HIGH STAGE SC	4	956A0045H01
BOOSTER HW	4	956A0045H02
BOOSTER SC	4	956A0045H02
HIGH STAGE HW	5	956A0046H01
HIGH STAGE SC	5	956A0046H01
BOOSTER HW	5	956A0046H02
BOOSTER SC	5	956A0046H02

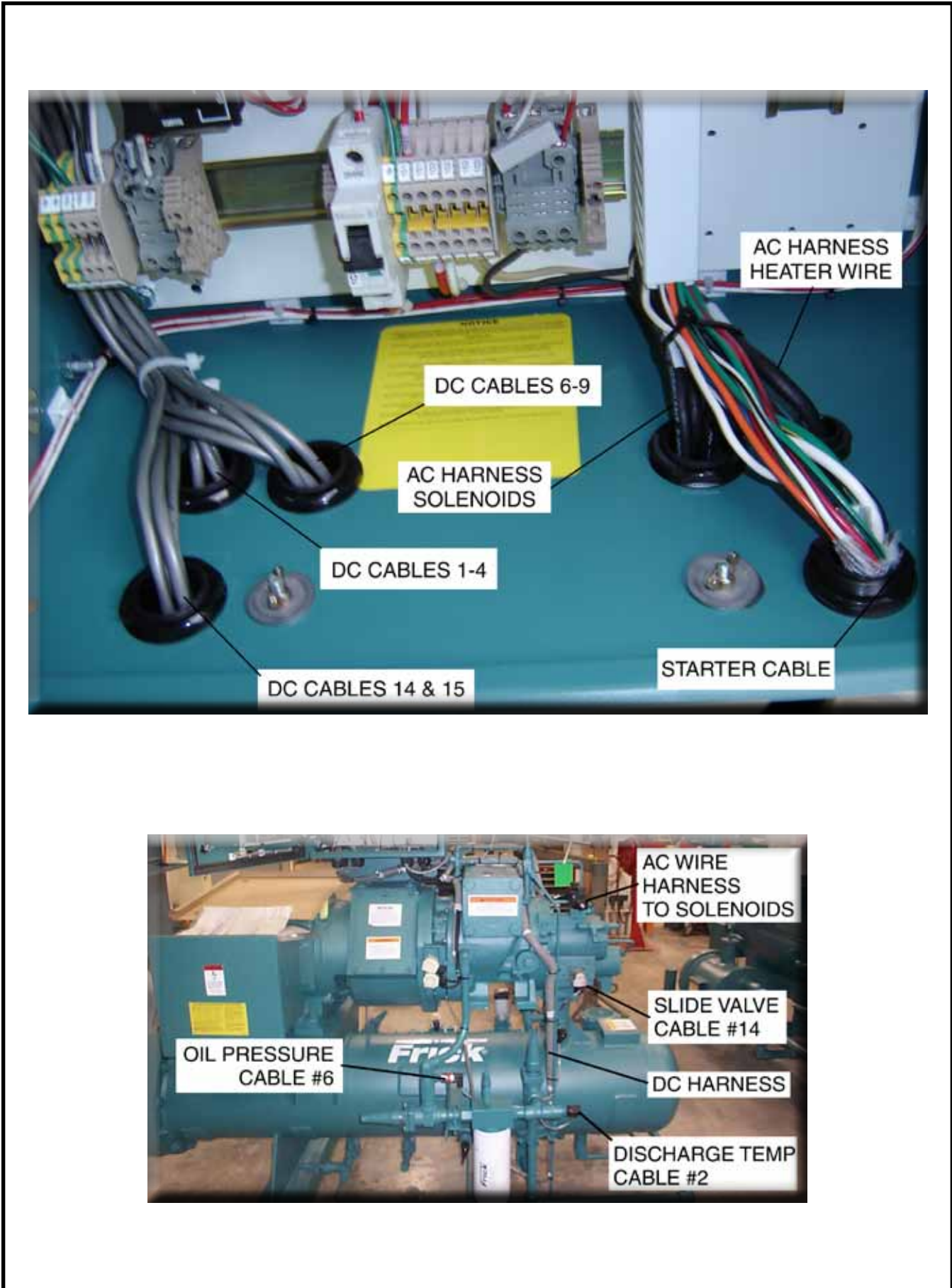


Figure 26a. Wiring Harness Installation, RXF 12 – 50.





Figure 26b. Wiring Harness Installation, RXF 12 – 50.




Figure 26c. Wiring Harness Installation, RXF 12 – 50.




Figure 26d. Wiring Harness Installation, RXF 12 – 50.





Figure 26e. Wiring Harness Installation, RXF 12 – 50.

FIG. & INDEX	ITEM NUMBER	DESCRIPTION	QTY.	REV.	P & I REF.
26-	649D5489	Wiring Harness, 12-50, External AC Components	Ref.	D	
	649D5490	Wiring Harness, 12-50, External DC Components	Ref.	D	
	649D5560	Harness Installation, 24-50	Ref.	-	
-1	649D5489H01	Harness, External AC to Components, 12-50	1		
-2	649D5490H01	Harness, External DC to Components, 12-50	1		
-3	649D4628H06	Connector, Wire Strain	A/R		
	649D4628H23	Locknut	A/R		
	649D4628H45	Bushing	A/R		
	649D4628H83	Washer, Sealing	A/R		
	649A0890H01	Connector, DIN w/M3 connection for shielded cable	A/R		
	649A0890H11	Gasket, DIN Connector	A/R		

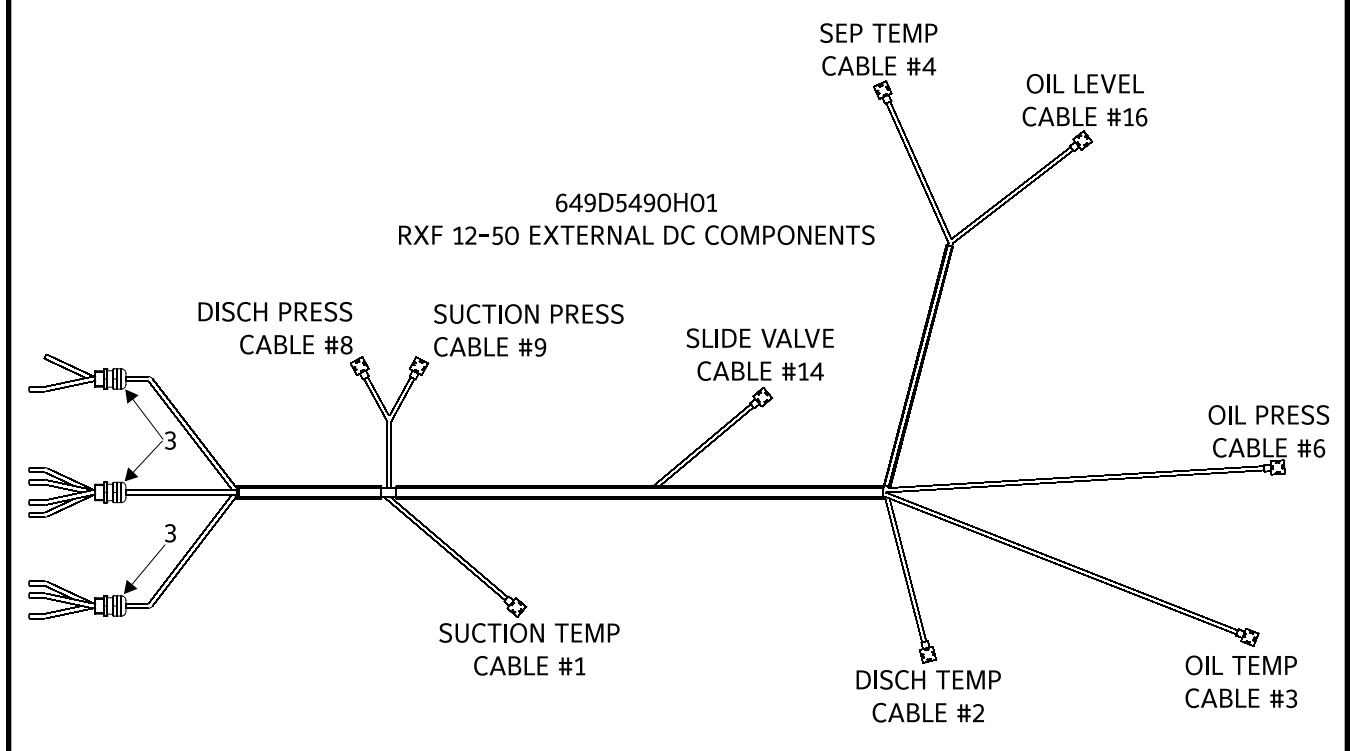
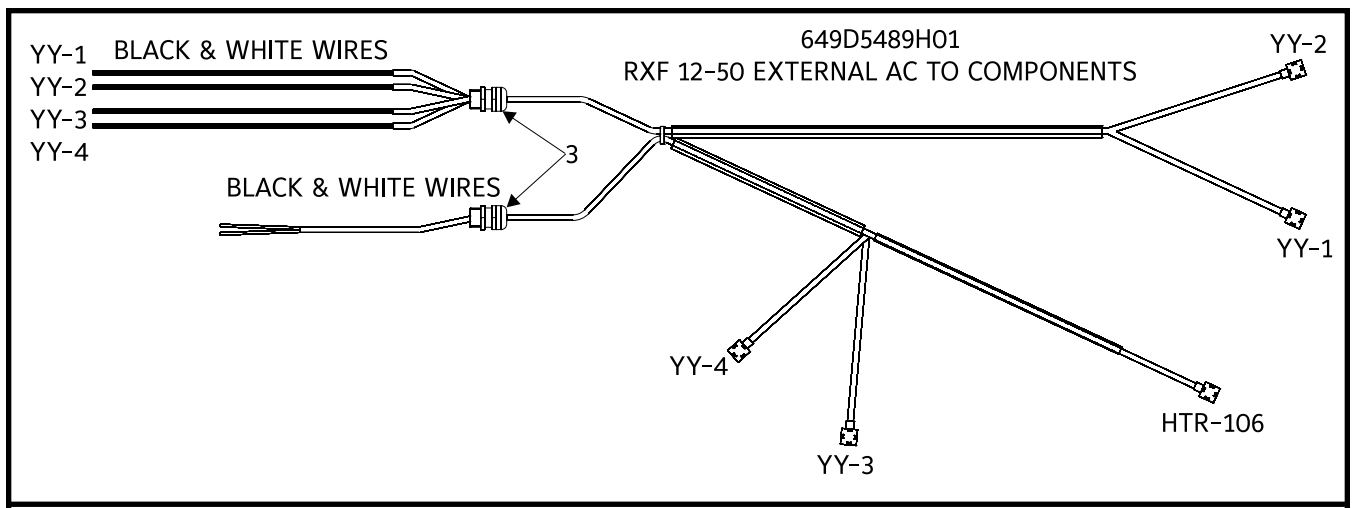


Figure 26f. Wiring Harness, RXF 12 - 50.




Figure 27a. Wiring Harness Installation, RXF 58 – 101.




Figure 27b. Wiring Harness Installation, RXF 58 – 101.




Figure 27c. Wiring Harness Installation, RXF 58 – 101.





Figure 27d. Wiring Harness Installation, RXF 58 – 101.



Figure 27e. Wiring Harness Installation, RXF 58 – 101.

FIG. & INDEX	ITEM NUMBER	DESCRIPTION	QTY.	REV.	P & I REF.
27-	649D5468 649D5469 649D5561	Wiring Harness, 58-101, External AC Components Wiring Harness, 58-101, External DC Components Harness Installation, 58-101	Ref. Ref. Ref.	D D -	
-1	649D5468H01	Harness, External AC to Components, 58-101	1		
-2	649D5469H01	Harness, External DC to Components, 58-101	1		
-3	649D4628H06	Connector, Wire Strain	A/R		
	649D4628H23	Locknut	A/R		
	649D4628H45	Bushing	A/R		
	649D4628H83	Washer, Sealing	A/R		
	649A0890H01	Connector, DIN w/M3 connection for shielded cable	A/R		
	649A0890H11	Gasket, DIN Connector	A/R		

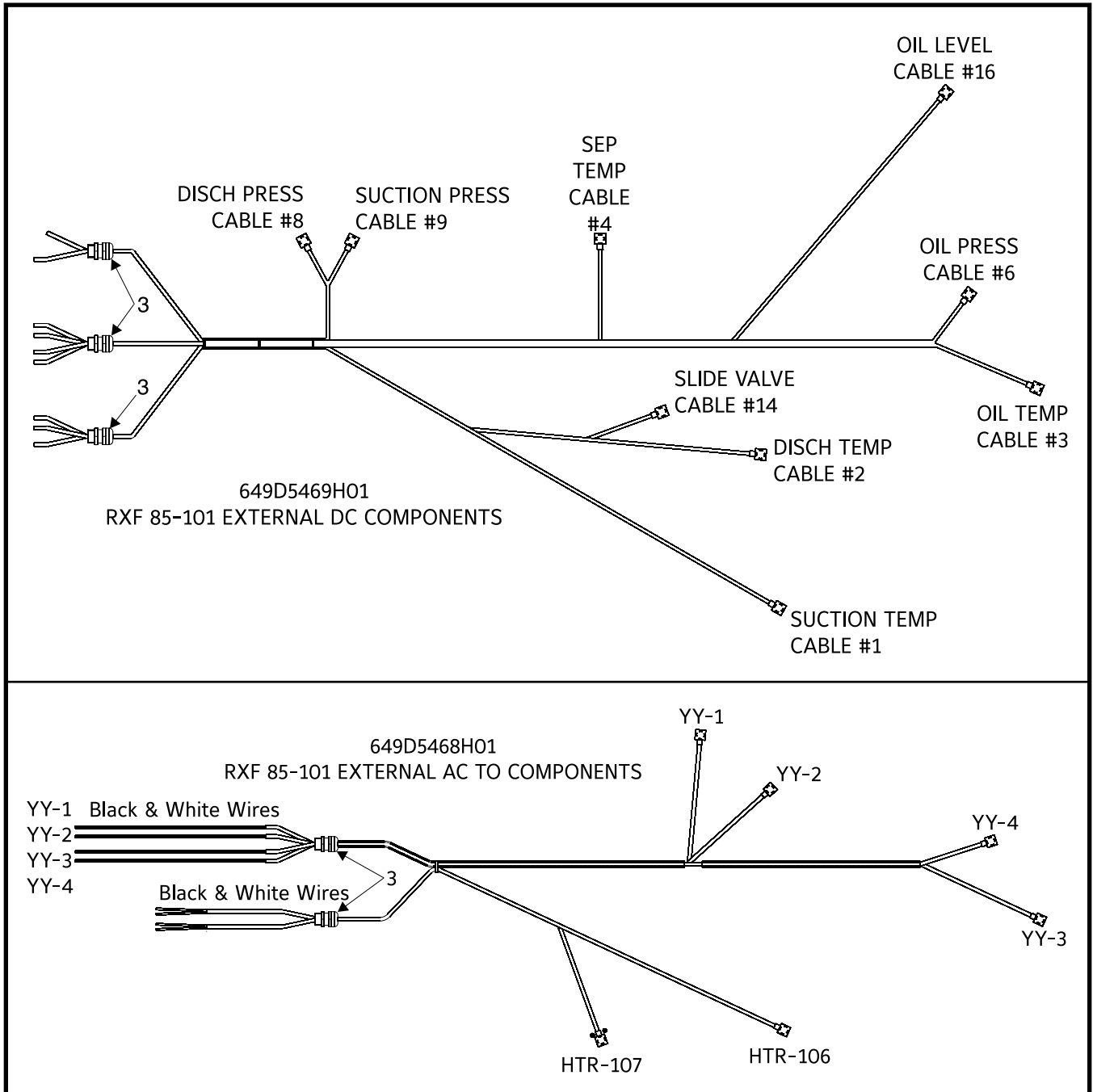
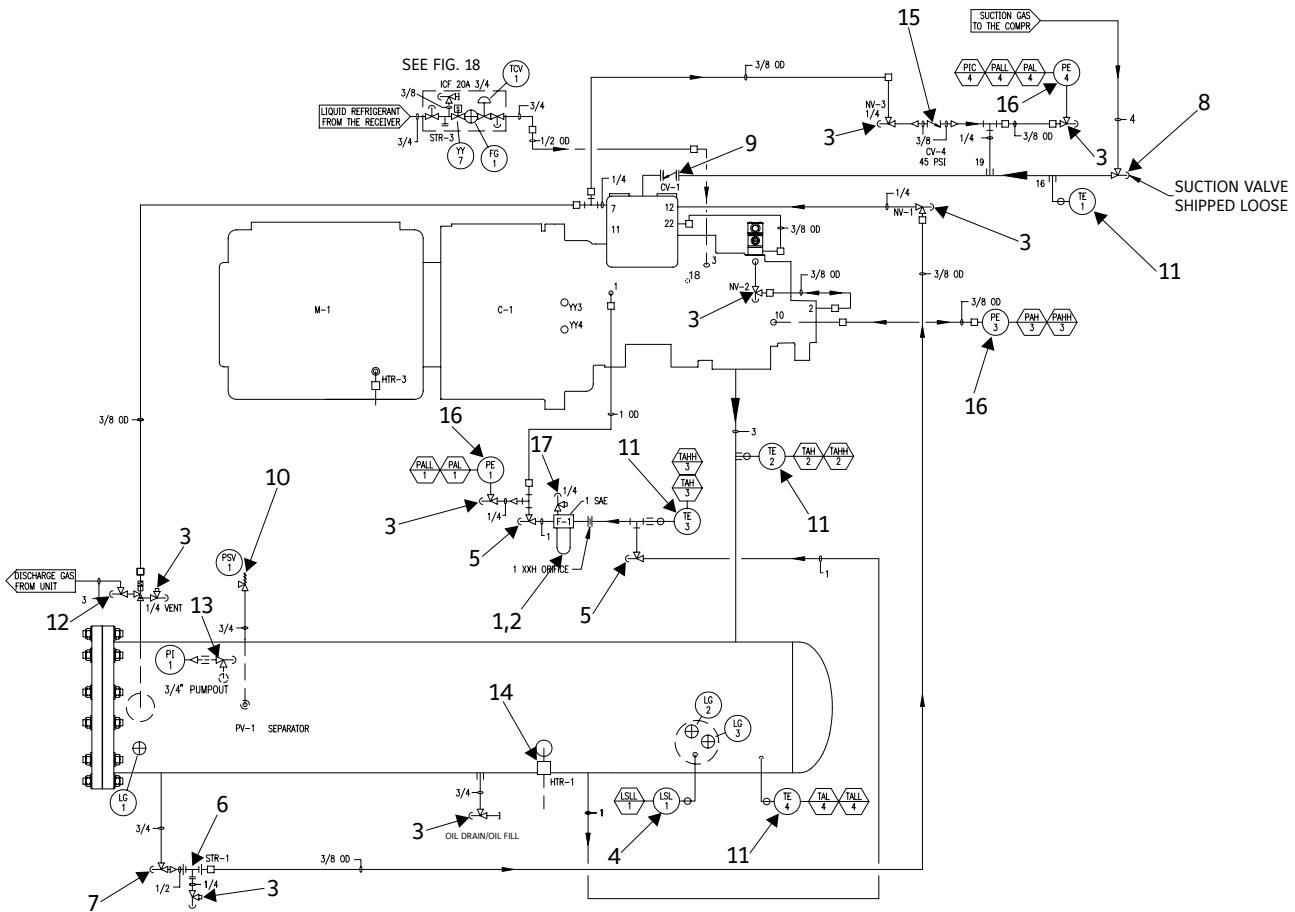


Figure 27f. Wiring Harness, RXF 58 – 101.



Note: Port 18 Main Oil Injection is located on the opposite side of XJF 95 compressors on RXF Models 12, 15, and 19 only.

LEGEND					
AS	Air Supply	PDSLL	Low Differential Press. Shutdown	TW	Thermowell
C	Compressor	PE	Pressure Element	VI	Vi Control
CV	Check Valve	PI	Pressure Indicator	WS	Water Supply
DP	Discharge Pressure	PIC	Press. Indicating Controller	YY	Solenoid Valve/Event Valve
F	Filter or Filter Drier	PM	Pump Motor	1	Main Oil Supply
FG	Flow Glass	PS	Auto Cycle/Pressure Switch	2	Slide Valve Piston
HTR	Heater	PSV	Pressure Safety Valve	3	Low Vi Liquid Injection
LG	Sight or Level Glass	RTD	Resistance Temp Detector	4	High Vi Liquid Injection
LSL	Oil Level Switch Low	SP	Suction Pressure	5	Economizer
LSLL	Low Oil Level Shutdown	STR	Strainer	6	Oil Drain
M	Motor	TAH	High Temperature Alarm	7	Suction Pressure
1MC	Motor Control Center	TAHH	High Temp. Shutdown	8	Closed Thread
2MC	Motor Control Center	TAL	Low Temperature Alarm	10	Discharge Pressure
OP	Oil Pressure	TALL	Low Temperature Shutdown	11	Liq. Inj. Bleed Line
P	Pump	TAL	Low Temperature Alarm	12	Coalescer Bleed Line
PAH	High Pressure Alarm	TCV	Temperature Control Valve	15	Vent - Unloading
PAHH	High Pressure Shutdown	TE	Temperature Element	16	Thermowell
PAL	Low Pressure Alarm	TI	Temperature Indicator	19	Suction Pressure
PALL	Low Pressure Shutdown	TS	Temperature Switch		
PCV	Pressure Control Valve	TSH	Temp. Switch High Alarm		
		TT	Temperature Transmitter		

Figure 28. Piping & Instrumentation w/o Oil Pump, RXF 12 – 50.

FIG. & INDEX	ITEM NUMBER	DESCRIPTION	QTY.	REV.	P & I REF.
28-	-	Piping & Instrumentation, RXF 12-50	Ref.	-	
-1	535A0509H01	Head, Oil Filter	1		
-2	535A0354H02	Cartridge, Oil Filter, SuperFilter™ II	1		
-3	950A0292H01	Valve, Angle, Needle, SC, 1/4" MPT x 1/4" FPT	7		
	950A0292H03	Valve, Angle, Needle, SC, 1/2" MPT x 1/2" MPT	1		
-4	913A0123H01	Assembly, Oil Level Sensor	1		LSL
	913A0123H11	Sensor, Oil Level, less well	1		
-5	950A0237H02	Valve, Angle, THD, SC, 3/4", Danfoss	1		
	950A0232H21	Spare Parts Kit, Complete less stem, 3/4"	1		
	950A0232H41	Spare Parts Kit, Cone, 3/4"	1		
	950A0232H31	Spare Parts Kit, Packing Gland, 3/4"	1		
	950A0233H51	Spare Parts Kit, Cap & Bonnet, 3/4"	1		
	950A0233H61	Spare Parts Kit, Seal Cap & Gasket, 3/4"	1		
	950A0237H03	Valve, Angle, THD, SC, 1", Danfoss	1		
	950A0232H22	Spare Parts Kit, Complete less stem, 1"	1		
	950A0232H42	Spare Parts Kit, Cone, 1"	1		
	950A0232H32	Spare Parts Kit, Packing Gland, 1"	1		
	950A0233H52	Spare Parts Kit, Cap & Bonnet, 1"	1		
	950A0233H62	Spare Parts Kit, Seal Cap & Gasket, 1"	1		
-6	950A0319H01	Valve, Angle, 3/4" SW x 1/2" MPT, SC, Danfoss	1		
	950A0232H21	Spare Parts Kit, Complete (less stem)	1		
	720B0030H05	Strainer, FA15 (Danfoss)	1		STR
	720B0030H21	Strainer Basket & Cover Gasket	1		
-7	950A0233H01	Valve, Angle, SW, SC, 1/2"	1		
	950A0232H21	Spare Parts Kit, Complete less stem, 1/2"	1		
	950A0232H41	Spare Parts Kit, Cone, 1/2"	1		
	950A0232H31	Spare Parts Kit, Packing Gland, 1/2"	1		
	950A0233H51	Spare Parts Kit, Cap & Bonnet, 1/2"	1		
	950A0233H61	Spare Parts Kit, Seal Cap & Gasket, 1/2"	1		
-8	-	Valve, WIL, Angle, Danfoss (See Figure 24)	1		
-9	-	Valve, Check (See Figure 3)	1		
-10	-	Valve, Safety, (See Figure 9)	1		PSV
-11	639A0151G01	Assembly, Temperature Sensor	4		TE
	639A0151H01	Temperature Sensor Probe, less Well	1		
	913A0098H01	Well, with cap	1		
	913A0100H01	Thermal Compound	A/R		
	649A0890H01	Connector, DIN	1		
	649A0890H11	Gasket, DIN Connector	1		
-12	-	Valve, Discharge Stop/Check (See Figure 24 & 25)	1		
-13	950A0233H02	Valve, Angle, SW, SC, 3/4"	1		
	950A0232H21	Spare Parts Kit, Complete less stem, 3/4"	1		
	950A0232H41	Spare Parts Kit, Cone, 3/4"	1		
	950A0232H31	Spare Parts Kit, Packing Gland, 3/4"	1		
	950A0233H51	Spare Parts Kit, Cap & Bonnet, 3/4"	1		
	950A0233H61	Spare Parts Kit, Seal Cap & Gasket, 3/4"	1		
-14	913A0047H01	Heater, Oil, 500W, 120VAC, w/DIN	1		HTR
	913A0047H02	Heater, Oil, 1000W, 120VAC, w/DIN	1		HTR
	913A0047H03	Heater, Oil, 500W, 240VAC, w/DIN	1		HTR
	913A0047H04	Heater, Oil, 1000W, 240VAC, w/DIN	1		HTR
-15	956A0052H01	Valve, Check, 20 PSI, 3/8 NPTF	1		
	956A0052H02	Valve, Check, 45 PSI, 3/8 NPTF	1		
	956A0053H01	Valve, Check, 20 PSI, 1/2 NPTF	1		
	956A0053H02	Valve, Check, 45 PSI, 1/2 NPTF	1		
-16	913A0146H01	Transducer, Pressure, 0-200 PSIA	1		PE
	913A0146H02	Transducer, Pressure, 0-500 PSIA	2		PE
	649A0890H02	Connector, DIN, 1/2" NPTF ⁽¹⁾	1		
	649A0890H11	Gasket, DIN Connector ⁽¹⁾	1		
	649D4628H01	Relief, Strain, 1/2" ⁽¹⁾	1		
-17	950A0339H01	Valve, Oil Sampling	1		

1. Not included with Pressure Transducer. Order separately.

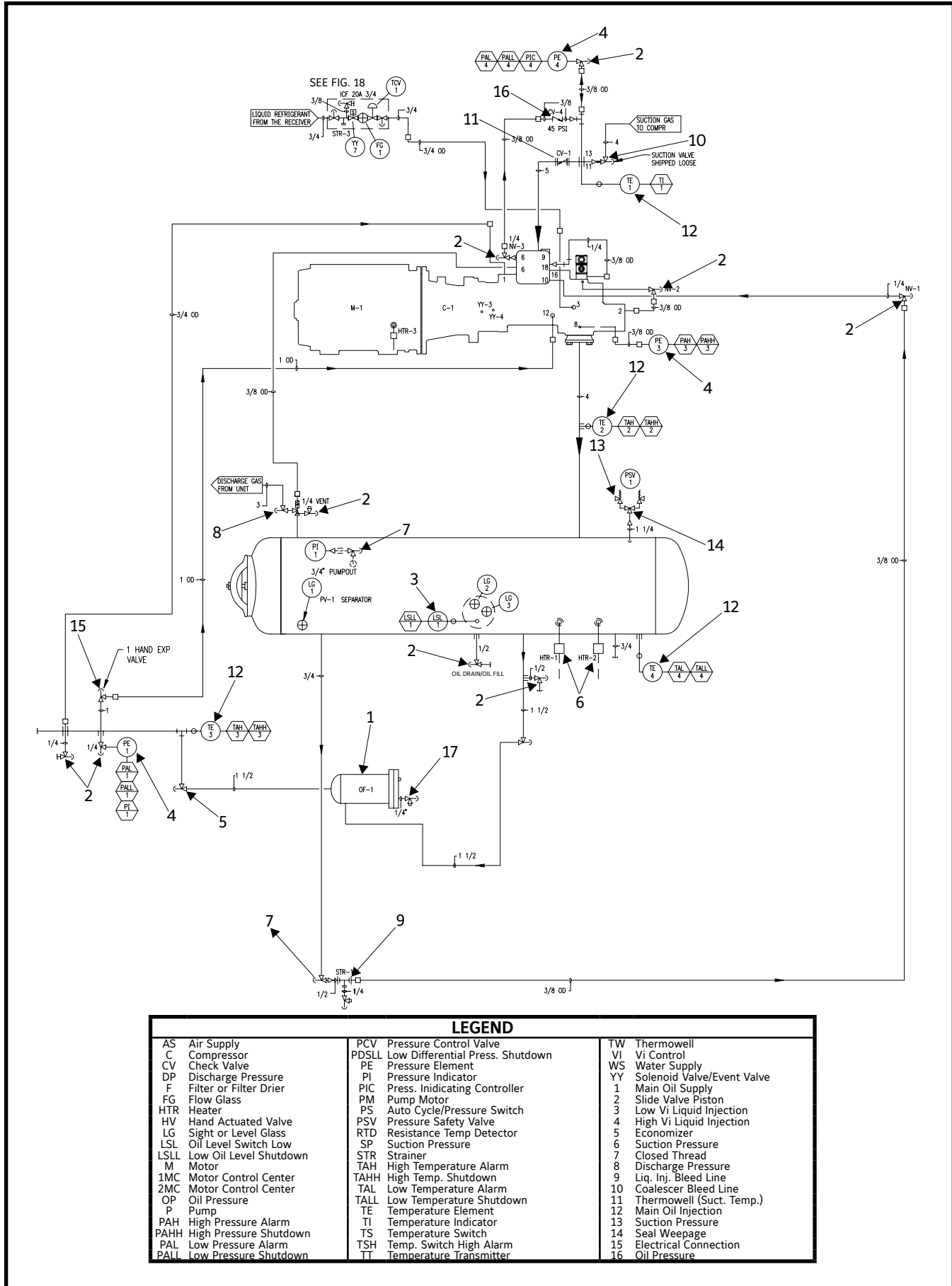
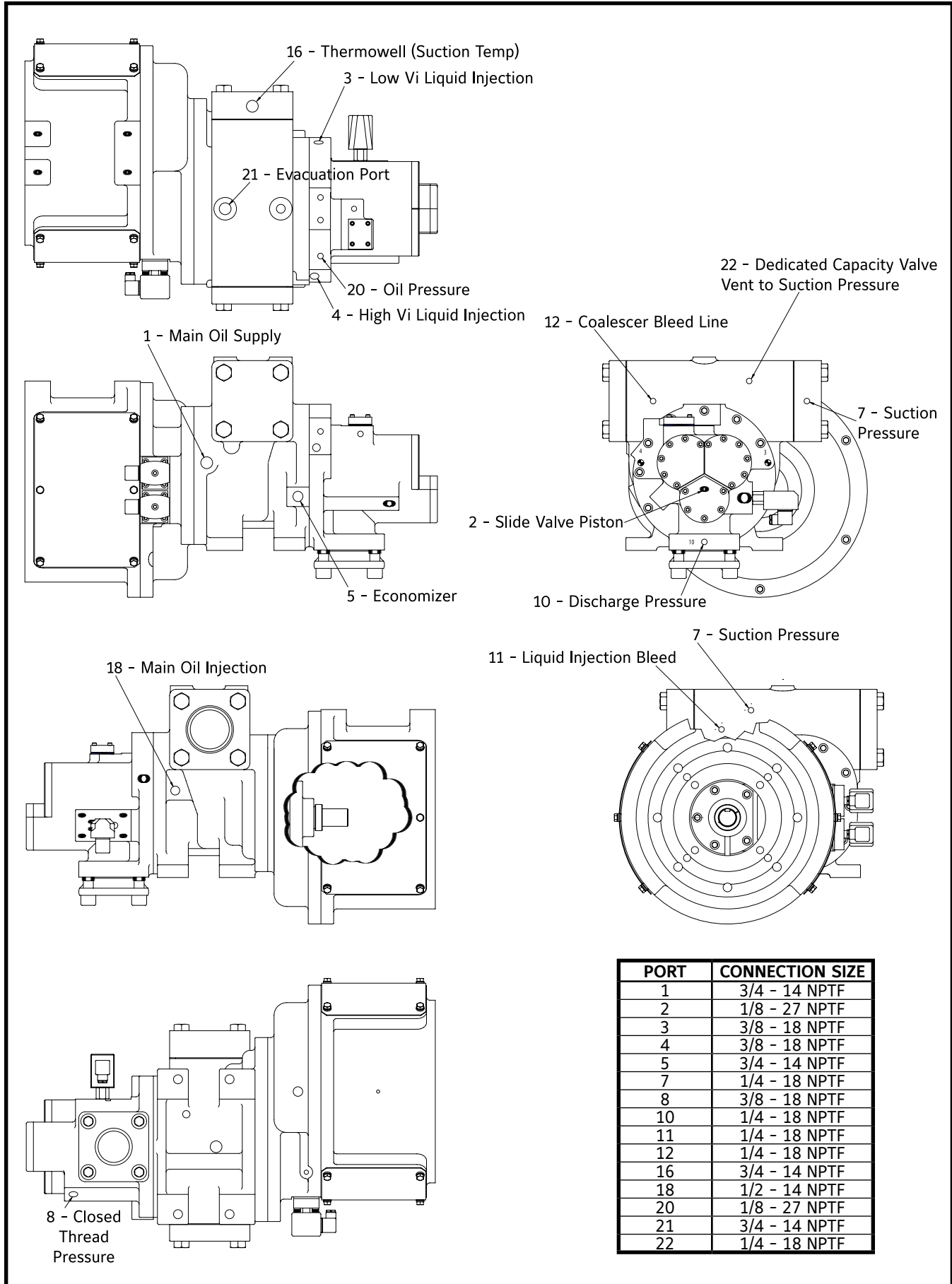


Figure 29. Piping & Instrumentation w/o Oil Pump, RFX 58 - 101.

FIG. & INDEX	ITEM NUMBER	DESCRIPTION	QTY.	REV.	P & I REF.
29-	-	Piping & Instrumentation, RXF 58-101	Ref.	-	
-1	-	Oil Filter (See Figure 19)	1		
-2	950A0292H01	Valve, Angle, Needle, SC, 1/4" MPT x 1/4" FPT, Danfoss	7		
	950A0292H03	Valve, Angle, Needle, SC, 1/2" MPT, Danfoss	2		
-3	913A0123H01	Assembly, Oil Level Sensor	1		LSL
	913A0123H11	Sensor, Oil Level, less well	1		
-4	913A0146H01	Transducer, Pressure, 0-200 PSIA	1		PE
	913A0146H02	Transducer, Pressure, 0-500 PSIA	2		PE
	649A0890H02	Connector, DIN, 1/2" NPTF ⁽¹⁾	1		
	649A0890H11	Gasket, DIN Connector ⁽¹⁾	1		
	649D4628H01	Relief, Strain, 1/2" ⁽¹⁾	1		
-5	950A0233H04	Valve, Angle, Seal Cap, 1-1/4", Danfoss	1		
	950A0233H05	Valve, Angle, Seal Cap, 1-1/2", Danfoss	1		
	950A0232H22	Spare Parts Kit, Complete less stem, 1-1/4 & 1-1/2"	1		
	950A0232H42	Spare Parts Kit, Cone, 1-1/4 & 1-1/2"	1		
	950A0233H32	Spare Parts Kit, Packing Gland, 1-1/4 & 1-1/2"	1		
	950A0233H52	Spare Parts Kit, Cap & Bonnet, 1-1/4 & 1-1/2"	1		
	950A0233H62	Spare Parts Kit, Seal Cap & Gasket, 1-1/4 & 1-1/2"	1		
-6	913A0092G01	Heater, Oil, 500W, 120VAC, w/DIN	1		HTR
	913A0092G02	Heater, Oil, 1000W, 120VAC, w/DIN	1		HTR
	913A0092G03	Heater, Oil, 500W, 240VAC, w/DIN	1		HTR
	913A0092G04	Heater, Oil, 1000W, 240VAC, w/DIN	1		HTR
-7	950A0233H01	Valve, Angle, SW, SC, 1/2"	1		
	950A0233H02	Valve, Angle, SW, SC, 3/4"	1		
	950A0232H21	Repair Kit, Complete less stem, 1/2" & 3/4"	1		
-8	-	Valve, Discharge Stop/Check (See Figure 24 & 25)	1		
-9	950A0319H01	Valve, Angle, 3/4" SW x 1/2" MPT, SC, Danfoss	1		
	950A0232H21	Spare Parts Kit, Complete (less stem)	1		
	720B0030H05	Strainer, FA15 (Danfoss)	1		STR
	720B0030H21	Strainer Basket & Cover Gasket	1		
-10	-	Valve, WIL, Angle, Danfoss (See Fig. 24)	1		
-11	-	Valve, Check, (See Fig. 4)	1		
-12	639A0151G03	Assembly, Temperature Sensor	4		TE
	639A0151H01	Temperature Sensor Probe, less Well	1		
	913A0098H01	Well, with cap	1		
	913A0100H01	Thermal Compound	A/R		
	649A0890H01	Connector, DIN	1		
	649A0890H11	Gasket, DIN Connector	1		
-13	-	Valve, Safety Relief (See Figure 10)	2		
-14	955B0005H01	Valve, Shutoff, Three-way, 1/2"	1		
	955B0005H02	Valve, Shutoff, Three-way, 3/4"	1		
	955B0005H03	Valve, Shutoff, Three-way, 1"	1		
-15	954A0062H03	Valve, Hand Expansion, 1" SW/FPT	1		
	954A0062H23	Kit, Bonnet O-ring & Cap Gasket	1		
	954A0062H28	Kit, Gaskets Complete ⁽²⁾	1		
	954A0062H33	Kit, Packing Gland, Gaskets, O-rings	1		
	954A0062H38	Kit, Cap & Gasket	1		
-16	956A0052H01	Valve, Check, 20 PSI, 3/8 NPTF	1		
	956A0052H02	Valve, Check, 45 PSI, 3/8 NPTF	1		
	956A0053H01	Valve, Check, 20 PSI, 1/2 NPTF	1		
	956A0053H01	Valve, Check, 45 PSI, 1/2 NPTF	1		
-17	950A0339H01	Valve, Oil Sampling	1		

1. Not included with Pressure Transducer. Order separately.

2. Includes cone complete w/steel balls & allen screw, gaskets complete for packing gland, O-ring for housing/bonnet, gasket for cap, distance ring, & allen key.



PORT	CONNECTION SIZE
1	3/4 - 14 NPTF
2	1/8 - 27 NPTF
3	3/8 - 18 NPTF
4	3/8 - 18 NPTF
5	3/4 - 14 NPTF
7	1/4 - 18 NPTF
8	3/8 - 18 NPTF
10	1/4 - 18 NPTF
11	1/4 - 18 NPTF
12	1/4 - 18 NPTF
16	3/4 - 14 NPTF
18	1/2 - 14 NPTF
20	1/8 - 27 NPTF
21	3/4 - 14 NPTF
22	1/4 - 18 NPTF

Figure 30. RXF 12-19, XJF 95 Port Locations.

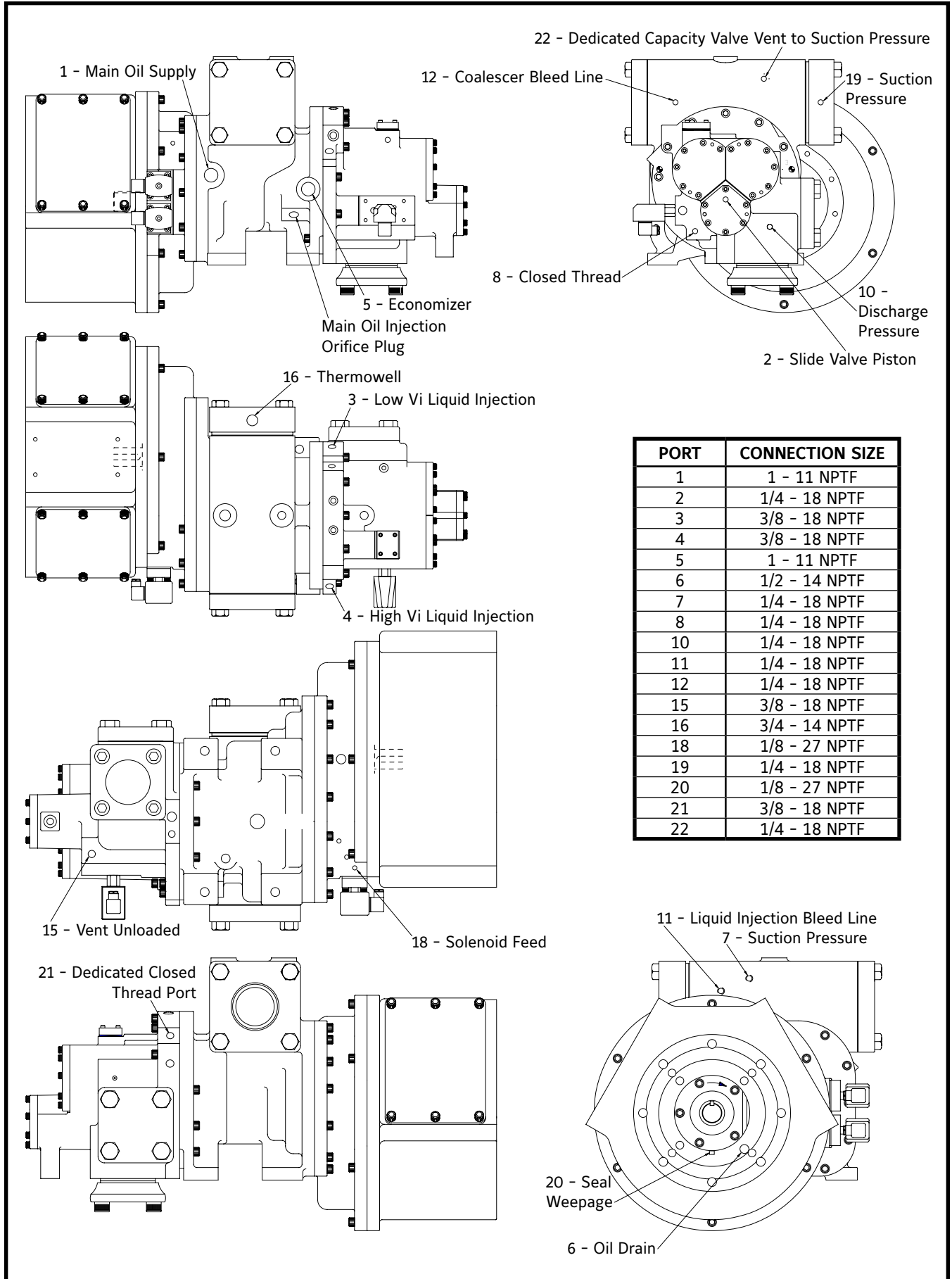


Figure 31. RXF 24-50, XJF 120 Port Locations.

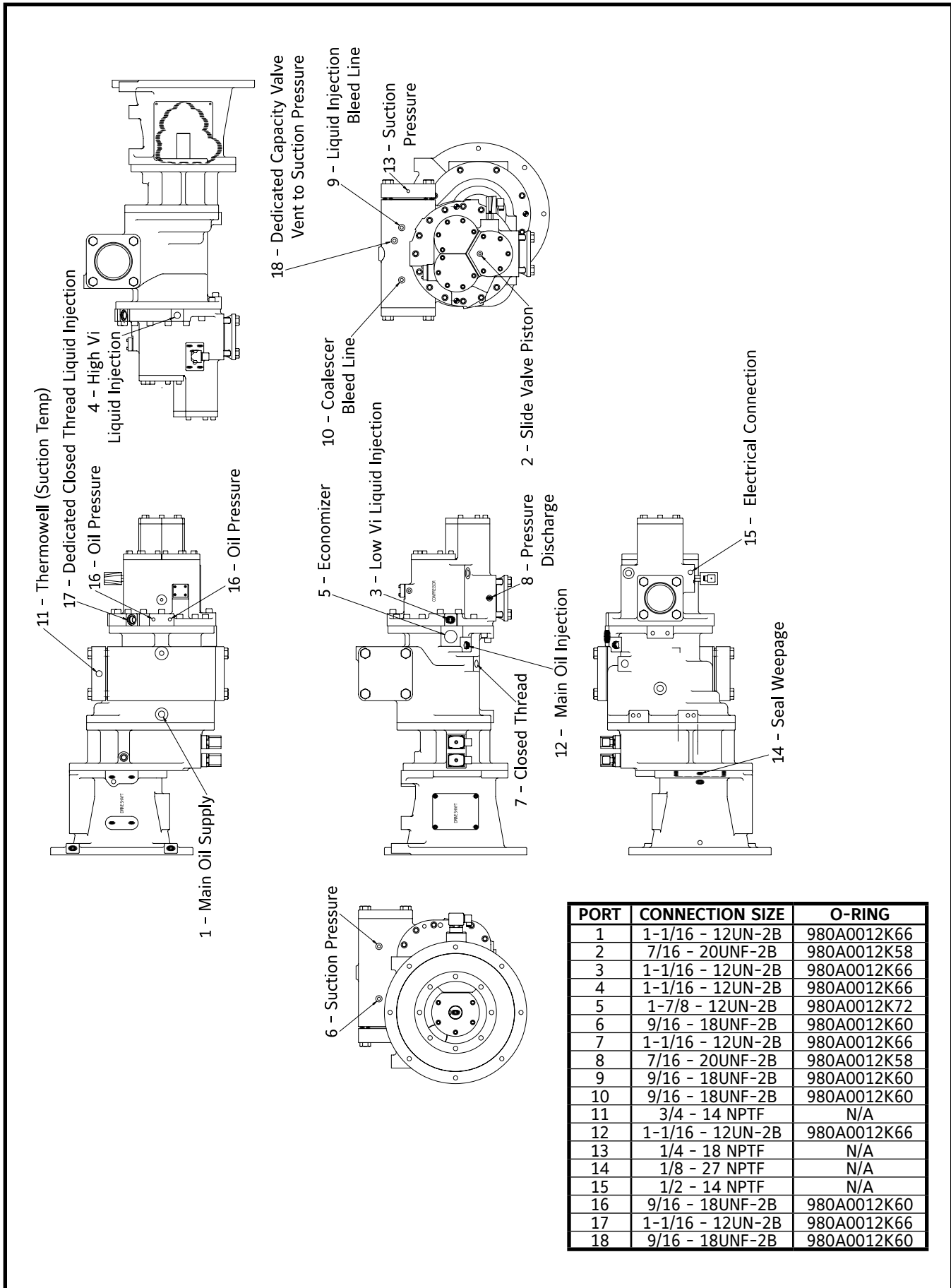


Figure 32. RXF 58-101, XJF 151 Port Locations & O-rings.

MISCELLANEOUS TUBING AND CONNECTORS	
111Q0351015	Connector, Steel, 3/4 ODF x 1" MPT
111Q0351098	Connector, 1 ODT x 1" FPT
333Q0000012	Connector, 3/4 ODT x 3/4" FPT
333Q0000467	Connector, Bulkhead, 1/4 ODT x 1/4" MPT
941A0021H01	Tubing, Stainless Steel, 1/4 x .035" wall*
941A0021H02	Tubing, Stainless Steel, 3/8 x .035" wall*
941A0035H04	Tubing, Steel, 3/4 x .049" wall*
941A0035H08	Tubing, Steel, 1/2 x .035" wall*
941A0035H10	Tubing, Steel, 1 x .049" wall*
944A0113H01	Elbow, Carbon Steel, 1/4 ODT x 1/8" MPT
944A0113H02	Elbow, Carbon Steel, 1/4 ODT x 1/4" MPT
944A0113H03	Elbow, Carbon Steel, 3/8 ODT x 1/4" MPT
944A0113H05	Connector, Carbon Steel, 3/8 ODT x 3/8" MPT
944A0113H12	Elbow, 3/4 ODT x 3/4" MPT
944A0116H02	Connector, Carbon Steel, 1/4 ODT x 1/4" MPT
944A0116H05	Connector, Carbon Steel, 3/8 ODT x 1/4" MPT
944A0116H06	Connector, Carbon Steel, 3/8 ODT x 1/8" MPT
944A0116H07	Connector, Carbon Steel, 3/8 ODT x 3/8" MPT
944A0116H09	Connector, 1/2 ODF x 3/8" MPT
944A0116H11	Connector, 1/2 ODF x 1/2" MPT
944A0116H12	Connector, 1/2 ODF x 3/4" MPT
944A0116H13	Connector, Steel, 3/4 ODF x 3/4" MPT
944A0116H14	Connector, Steel, 3/4 ODF x 1/2" MPT
944A0116H15	Connector, 1 ODF x 1" MPT
944A0117H01	Connector, 1/4 OD x 1/8" FPT
944A0118H02	Union, Carbon Steel, 3/8" ODT
944A0119H02	Tee Union, Carbon Steel, 3/8" Tube
944A0121H03	Tee, Female, Branch, Carbon Steel, 3/8 x 1/4 FPT x 3/8"
944A0122H02	Tee, Carbon Steel, 1/4 x 1/4" MPT
944A0197H02	Tee, Male Run, 1/4 MPT x 1/4" FPT
944A0197H03	Tee, Male Run, 3/8 MPT x 3/8" FPT
944A0211H02	Elbow, Street, 1/4"
944A0235H12	Connector, Male, 1" ODT x 1-1/16-12 SAE (O-ring 980A0012K66)
944A0246H01	Adapter, 9/16-18 SAE x 1/4 NPTF (O-ring 980A0012K60)
944A0248H02	Elbow, 1/4" ODT x 7/16-20 SAE (O-ring 980A0012K58)
944A0248H04	Elbow, 3/8" ODT x 9/16-18 SAE (O-ring 980A0012K60)
944A0288H08	Elbow, 3/4" ODT x 1-1/16-12 SAE (O-ring 980A0012K66)
944A0439H01	Nipple, 1/4-18 x 1-1/2", SS
944A0439H02	Nipple, 1/4-18 x 2", SS
944A0439H03	Nipple, 1/4-18 x 3", SS
944A0439H04	Nipple, 3/8-18 x 2", SS

* tubing sold by the foot

FRICK COMPRESSOR OILS				
Number	1 Gallon	5 Gallon	55 Gallon	330 Gallon
2A	-	111Q0550019	111Q0550020	333Q0001866
3	333Q0001842	111Q0550001	111Q0550010	333Q0001861
4	-	-	111Q0550005	-
5	-	111Q0550008	111Q0550009	-
6	-	333Q0000940	333Q0000941	-
7	-	111Q0550024	111Q0550025	-
9	-	333Q0000850	333Q0000849	333Q0001862
9ST	-	333Q0001905	333Q0001904	-
10	333Q0000741	333Q0000740	333Q0000739	-
11	-	333Q0000852	333Q0000851	333Q0001863
11ST	-	333Q0001907	333Q0001906	-
12	333Q0001140	333Q0001141	333Q0001142	-
12B	-	333Q0001883	333Q0001884	-
13	333Q0000511	333Q0001253	333Q0001254	-
13B	333Q0001939	333Q0001938	333Q0001937	-
14	333Q0001143	333Q0001144	333Q0001145	-
18	-	-	333Q0001892	-
19	-	333Q0001900	333Q0001899	-
20	-	333Q0001903	333Q0001902	-
NG 1	-	-	333Q0001850	-
NG 2	-	-	333Q0001851	-
NG 3	-	-	333Q0001852	-

Oil Analysis Kit - 333Q0001853
Tube of Motor Grease - 333Q0001860

FRICK BLUE PAINT	
Size Each	Part Number
1 PT.	993A0001H01*
1 GAL.	333Q0000404
2 GAL.	333Q0000724**

* Spray Can

** Matte finish epoxy paint. One gallon each of resin and cure that require mixing.

FRICK FLANGE GASKETS			
GASKET NO.	FLANGE SIZE ⁽¹⁾	ID ⁽¹⁾	OD ⁽¹⁾
959A0057H01	1/4	29/32	1-11/32
959A0057H02	3/8 & 1/2	1-9/32	1-23/32
959A0057H03	3/4 & 1	1-21/32	2-3/32
959A0057H04	1-1/4	1-27/32	2-9/32
959A0057H05	1-1/2	2-1/8	2-3/4
959A0057H06	2-1/2	3	3-3/4
959A0057H07	2	2-1/2	3-1/4
959A0057H08	3-1/2	4-1/8	4-7/8
959A0057H09	4	4-3/4	5-1/2
959A0057H10	5	6-1/4	7
959A0057H11	6	7-3/8	8-1/8
959A0057H12	8	9-9/16	10-1/2
959A0057H13	10	11-7/8	12-15/16
959A0057H14	12	13-1/4	14-1/4
959A0057H15	14	14-3/4	16-1/32
959A0057H16	3/4	1-5/16	1-13/16
959A0057H18	3	3-5/8	4-3/8

1. Measurements in inches.

STRAIGHT ADAPTERS / O-RINGS - STRAIGHT THREAD TO NPTF			
Straight Thread Size ⁽¹⁾	NPTF Size ⁽¹⁾	Frick Part Number	O-ring
9/16-18	1/4-18	944A0246H01	980A0012K60
3/4-16	1/4-18	944A0246H02	980A0012K62
3/4-16	3/8-18	944A0246H03	980A0012K62
3/4-16	1/2-14	944A0246H04	980A0012K62
7/8-14	1/4-18	944A0246H05	980A0012K64
7/8-14	3/8-18	944A0246H06	980A0012K64
7/8-14	1/2-14	944A0246H07	980A0012K64
7/8-14	3/4-14	944A0246H08	980A0012K64
1 1/16-12	1/2-14	944A0246H09	980A0012K66
1 1/16-12	3/4-14	944A0246H10	980A0012K66
1 3/16-12	1/2-14	944A0246H11	980A0012K68
1 3/16-12	3/4-14	944A0246H12	980A0012K68
1 5/16-12	1/2-14	944A0246H13	980A0012K69
1 5/16-12	3/4-14	944A0246H14	980A0012K69
1 5/16-12	1-11 1/2	944A0246H15	980A0012K69
1 5/8-12	1-11 1/2	944A0246H16	980A0012K71
1 5/8-12	1 1/4-11 1/2	944A0246H17	980A0012K71
1 7/8-12	1-11 1/2	944A0246H18	980A0012K72
1 7/8-12	1 1/2-11 1/2	944A0246H19	980A0012K72
7/16-20	1/4-18	944A0246H20	980A0012K58

90° ELBOW ADAPTERS / O-RINGS - STRAIGHT THREAD TO TUBE				
NUMBER	TUBE OD ⁽¹⁾	TUBE END UN/UNF-2A ⁽¹⁾	PORT THD UN/UNF-2A ⁽¹⁾	O-RING
944A0288H01	1/2	3/4-16	3/4-16	980A0012K62
944A0288H02	1/2	3/4-16	9/16-18	980A0012K60
944A0288H03	1/2	3/4-16	7/8-14	980A0012K64
944A0288H04	1/2	3/4-16	1 1/16-12	980A0012K66
944A0288H05	5/8	7/8-14	7/8-14	980A0012K64
944A0288H06	5/8	7/8-14	3/4-16	980A0012K62
944A0288H07	5/8	7/8-14	1 1/16-12	980A0012K66
944A0288H08	3/4	1 1/16-12	1 1/16-12	980A0012K66
944A0288H09	3/4	1 1/16-12	3/4-16	980A0012K62
944A0288H10	3/4	1 1/16-12	7/8-14	980A0012K64
944A0288H11	3/4	1 1/16-12	1 5/16-12	980A0012K69
944A0288H12	7/8	1 3/16-12	1 3/16-12	980A0012K68
944A0288H13	1	1 5/8-12	1 5/16-12	980A0012K69
944A0288H14	1	1 5/16-12	1 1/16-12	980A0012K66
944A0288H15	1 1/4	1 5/8-12	1 5/8-12	980A0012K71
944A0288H16	1 1/2	1 7/8-12	1 7/8-12	980A0012K72

1. In Inches

STOP VALVE COMPLETE REPAIR KIT (less stem)				
DANFOSS	TYPE	CONN.	SIZE ^(INCH)	REPAIR KIT
950A0233H01	ANGLE	SW - SC	1/2	950A0232H21
950A0233H02	ANGLE	SW - SC	3/4	950A0232H21
950A0233H03	ANGLE	SW - SC	1	950A0232H22
950A0233H04	ANGLE	SW - SC	1-1/4	950A0232H22
950A0233H05	ANGLE	SW - SC	1-1/2	950A0232H22
950A0237H01	ANGLE	THD - SC	1/2	950A0232H21
950A0237H02	ANGLE	THD - SC	3/4	950A0232H21
950A0237H03	ANGLE	THD - SC	1	950A0232H22
950A0240H07	ANGLE	BW - HW	2-1/2	950A0240H24
950A0240H08	ANGLE	BW - HW	3	950A0240H25
950A0240H09	ANGLE	BW - HW	4	950A0240H26
950A0240H10	ANGLE	BW - HW	5	950A0240H27
950A0241H07	ANGLE	BW - SC	2-1/2	950A0240H24
950A0241H08	ANGLE	BW - SC	3	950A0240H25
950A0241H09	ANGLE	BW - SC	4	950A0240H26
950A0241H10	ANGLE	BW - SC	5	950A0240H27
950A0245H01	GLOBE	SW - SC	1/2	950A0232H21
950A0245H02	GLOBE	SW - SC	3/4	950A0232H21
950A0245H03	GLOBE	SW - SC	1	950A0232H22
950A0249H01	GLOBE	THD - SC	1/2	950A0232H21
950A0249H02	GLOBE	THD - SC	3/4	950A0232H21
950A0319H01	ANGLE	SW - MPT	3/4-1/2	950A0232H21

RXF ROTARY SCREW COMPRESSOR UNIT
NUMERICAL PARTS LIST



ITEM NUMBER	FIG. & INDEX NO.	ITEM NUMBER	FIG. & INDEX NO.	ITEM NUMBER	FIG. & INDEX NO.
111Q0043229	3-22	534C1868H01	3-27	639A0259H12	1-24
111Q0351038	17-2	534C1870H01	3-27	639A0259H12	2-17
111Q0351039	17-2	534C1872H01	3-27	649A0890H01	9-15
111Q0351068	17-2	534C1874H01	3-27	649A0890H01	17-2
111Q0740740	3-20	534C1972H01	3-10	649A0890H01	26-3
111Q0740741	3-14	534C1972H01	4-10	649A0890H01	27-3
111Q0740772	3-14	534C2147H01	4-16	649A0890H01	28-11
111Q0740781	4-14	534C2147H01	8-5	649A0890H01	29-12
333Q0000738	3-20	534D0349C01	3-28	649A0890H02	2-12
333Q0000738	4-17	534E0273C01	3-25	649A0890H02	3-9
333Q0000738	5-4	534E0273C01	6-1	649A0890H02	4-9
333Q0000738	7-1	534E0437C01	3-25	649A0890H02	10-15
333Q0000738	8-1	534E0437C01	5-1	649A0890H02	21-7
333Q0001810	9-11	534E0521C01	7-7	649A0890H02	22-1
333Q0001810	9-11	534E1179C01	4-15	649A0890H02	28-16
333Q0001810	10-16	534E1179C01	8-6	649A0890H02	29-4
531A0076H05	10-1	534M0602G02	4-18	649A0890H11	2-12
531A0105H03	10-1	535A0076H07	10-1	649A0890H11	9-15
531A0105H04	10-1	535A0076H08	10-1	649A0890H11	10-15
531A0224H02	19-1	535A0076H10	10-1	649A0890H11	21-7
531B0099H01	10-10	535A0115H06	10-1	649A0890H11	22-1
531B0099H02	9-10	535A0115H07	10-1	649A0890H11	26-3
531B0099H03	9-10	535A0115H08	10-1	649A0890H11	27-3
534A0032H02	4-21	535A0354H02	1-2	649A0890H11	28-11
534A0115H04	10-1	535A0354H02	28-2	649A0890H11	28-16
534A0506H01	3-20	535A0356H01	1-21	649A0890H11	29-4
534A0506H01	4-17	535A0356H01	11-6	649A0890H11	29-12
534A0506H01	5-2	535A0378H01	19-3	649D4628H01	21-7
534A0506H01	7-2	535A0509H01	1-1	649D4628H01	22-1
534A0506H01	8-2	535A0509H01	28-1	649D4628H01	28-16
534A0566H01	7-3	535C0513H01	20-1	649D4628H01	29-4
534A0567H01	7-4	540D0217G02	9-8	649D4628H06	26-3
534A0883H01	3-17	540D0217G02	10-11	649D4628H06	27-3
534A0980G01	3-22	540D0217G03	10-9	649D4628H23	26-3
534B0149H01	4-15	540D0217H06	9-7	649D4628H23	27-3
534B0149H01	7-5	540D0217H06	10-7	649D4628H45	26-3
534B0149H01	8-3	540D0217H06	10-7	649D4628H45	27-3
534B0151H01	4-15	548A0068G01	9-9	649D4628H83	26-3
534B0151H01	7-6	548B0294G01	9-1	649D4628H83	27-3
534B0151H01	8-4	548B0294G02	9-1	649D5468H01	27-1
534B0527H01	4-4	548C0147G02	9-9	649D5469H01	27-2
534B0986H01	3-15	548C0667G01	9-1	649D5489H01	26-1
534B0987H01	3-15	548C0667G02	9-1	649D5490H01	26-2
534B1023H01	4-19	580C0404G11	9-13	720A0052H01	1-24
534B1088H01	3-23	580C0404G11	10-13	720A0052H01	2-17
534B1088H01	4-23	580C0407G11	9-13	720B0030H05	2-9
534B1092H01	3-24	580C0407G11	10-13	720B0030H21	1-12
534B1092H01	4-24	639A0151G01	9-15	720B0030H21	1-12
534C0408G01	3-4	639A0151G01	28-11	720B0030H21	2-9
534C0428G01	3-4	639A0151G03	1-14	720B0030H51	1-12
534C0660H01	3-19	639A0151G03	2-12	901A0085H04	3-20
534C0660H01	6-3	639A0151G03	10-15	901A0085H04	5-5
534C0709H01	3-19	639A0151G03	29-12	901A0085H07	6-4
534C0709H01	6-2	639A0151H01	2-12	901A0085H09	5-6
534C1011H01	3-19	639A0151H01	9-15	901A0085H09	6-5
534C1011H01	5-3	639A0151H01	10-15	901A0085H19	3-11
534C1552H01	3-18	639A0151H01	28-11	901A0085H19	4-11
534C1552H01	4-22	639A0151H01	29-12	901A0089H01	3-26

ITEM NUMBER	FIG. & INDEX NO.	ITEM NUMBER	FIG. & INDEX NO.	ITEM NUMBER	FIG. & INDEX NO.
901A0099H07	9-2	913A0146H01	22-1	944A0437H01	10-13
901A0099H09	9-2	913A0146H01	28-16	947A0003H06	9-14
901A0100H07	9-2	913A0146H01	29-4	947A0003H06	10-2
901A0172H03	12-9	913A0146H02	21-7	950A0001H03	21-2
901A0172H03	15-7	913A0146H02	22-1	950A0001H04	21-2
901A0190H06	4-17	913A0146H02	28-16	950A0001H05	21-2
901A0190H06	7-8	913A0146H02	29-4	950A0001H06	21-2
901A0190H06	8-7	914A0015H01	13-1	950A0001H07	21-2
901A0196H07	3-29	914A0015H01	14-1	950A0001H08	21-2
901A0223H06	7-9	914A0015H01	15-8	950A0019H01	28-6
901A0223H06	8-8	914A0015H02	14-1	950A0019H01	29-9
901A0234H20	3-3	914A0015H03	14-1	950A0019H02	28-6
901A0234H20	4-3	914A0015H04	14-1	950A0019H02	29-9
902A0021H01	9-5	914A0015H05	13-1	950A0019H03	28-6
902A0021H01	10-8	914A0015H05	14-1	950A0019H03	29-9
902A0021H02	9-3	914A0015H05	15-8	950A0019H04	28-6
902A0021H04	9-3	914A0015H06	13-1	950A0019H04	29-9
905A0012H05	9-6	914A0015H06	13-1	950A0029G31	11-3
905A0012H05	10-6	914A0015H06	14-1	950A0029H21	11-3
913A0047H01	9-11	914A0015H06	15-8	950A0232H21	1-13
913A0047H01	10-16	914A0015H07	14-1	950A0232H21	2-10
913A0047H01	28-14	914A0015H08	14-1	950A0232H21	9-12
913A0047H02	10-16	914A0015H09	14-1	950A0232H21	9-18
913A0047H02	28-14	914A0015H10	14-1	950A0232H21	10-4
913A0047H03	9-11	914A0015H13	14-1	950A0232H21	10-18
913A0047H03	10-16	914A0015H14	14-1	950A0232H21	21-3
913A0047H03	28-14	914A0015H15	14-1	950A0232H21	28-5
913A0047H04	10-16	914A0015H16	14-1	950A0232H21	28-7
913A0047H04	28-14	914A0015H18	14-1	950A0232H21	28-13
913A0092G01	9-11	914A0015H19	14-1	950A0232H21	29-7
913A0092G01	10-16	914A0015H20	14-1	950A0232H22	1-18
913A0092G01	29-6	914A0016H02	14-1	950A0232H22	1-19
913A0092G02	10-16	914A0016H04	14-1	950A0232H22	2-13
913A0092G02	29-6	914A0016H05	14-1	950A0232H22	9-12
913A0092G03	9-11	914A0016H12	14-1	950A0232H22	10-5
913A0092G03	10-16	914A0016H18	14-1	950A0232H22	11-4
913A0092G03	29-6	914A0016H20	14-1	950A0232H22	11-7
913A0092G04	10-16	914A0016H22	14-1	950A0232H22	12-2
913A0092G04	29-6	914A0016H23	14-1	950A0232H22	15-1
913A0098H01	2-12	914A0016H24	14-1	950A0232H22	20-2
913A0098H01	9-15	914A0016H25	14-1	950A0232H22	21-3
913A0098H01	10-15	944A0048H23	11-10	950A0232H22	28-5
913A0098H01	28-11	944A0108H05	12-7	950A0232H22	29-5
913A0098H01	29-12	944A0108H05	15-5	950A0232H23	21-3
913A0100H01	2-12	944A0117H01	17-2	950A0232H31	9-18
913A0100H01	9-15	944A0246H19	21-5	950A0232H31	10-18
913A0100H01	10-15	944A0255H01	21-9	950A0232H31	18-2
913A0100H01	28-11	944A0308H08	11-5	950A0232H31	28-5
913A0100H01	29-12	944A0358H04	3-12	950A0232H31	28-7
913A0123H01	9-16	944A0358H05	3-12	950A0232H31	28-13
913A0123H01	10-12	944A0358H06	4-13	950A0232H32	28-5
913A0123H01	28-4	944A0360G08	21-4	950A0232H32	29-5
913A0123H01	29-3	944A0360G09	21-4	950A0232H41	28-5
913A0123H11	9-16	944A0360G10	21-4	950A0232H41	28-7
913A0123H11	10-12	944A0360G11	21-4	950A0232H41	28-13
913A0123H11	28-4	944A0360G12	21-4	950A0232H42	28-5
913A0123H11	29-3	944A0360G13	21-4	950A0232H42	29-5
913A0146G22	21-7	944A0437H01	9-13	950A0233H01	9-12

RXF ROTARY SCREW COMPRESSOR UNIT
NUMERICAL PARTS LIST



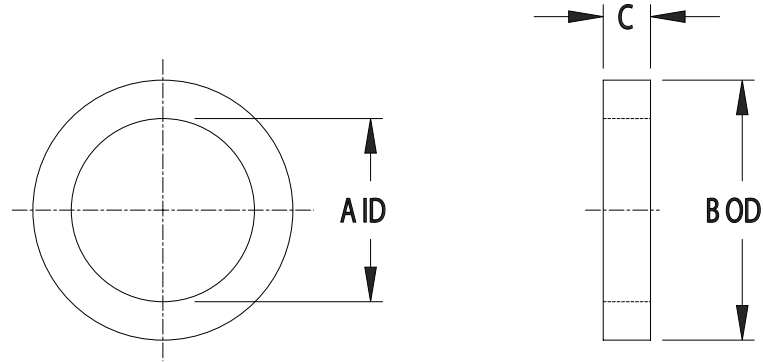
ITEM NUMBER	FIG. & INDEX NO.	ITEM NUMBER	FIG. & INDEX NO.	ITEM NUMBER	FIG. & INDEX NO.
950A0233H01	28-7	950A0292H03	9-17	951A0114H05	3-2
950A0233H01	29-7	950A0292H03	10-17	951A0114H05	4-2
950A0233H02	9-12	950A0292H03	12-1	951A0114H06	3-2
950A0233H02	9-18	950A0292H03	29-2	951A0114H06	4-2
950A0233H02	10-18	950A0293H01	3-8	951A0115G01	3-8
950A0233H02	21-3	950A0293H01	4-8	951A0115G01	4-8
950A0233H02	28-13	950A0293H01	18-12	951A0115G02	3-8
950A0233H02	29-7	950A0293H02	3-8	951A0115G02	4-8
950A0233H03	1-19	950A0293H02	4-8	951A0115H10	3-8
950A0233H03	9-12	950A0293H02	18-12	951A0115H10	4-8
950A0233H03	10-5	950A0294H01	12-3	952A0051H10	9-13
950A0233H03	11-4	950A0294H11	12-3	952A0051H10	10-13
950A0233H03	21-3	950A0296H01	1-22	952A0051H12	9-13
950A0233H04	21-3	950A0296H01	11-3	952A0051H12	10-13
950A0233H04	29-5	950A0296H11	11-3	952A0051H14	9-13
950A0233H05	2-13	950A0319H01	1-13	952A0051H14	10-13
950A0233H05	12-2	950A0319H01	2-10	952A0052H10	9-13
950A0233H05	15-1	950A0319H01	10-4	952A0052H10	10-13
950A0233H05	20-2	950A0320H03	11-8	952A0052H12	9-13
950A0233H05	21-3	950A0320H05	12-5	952A0052H12	10-13
950A0233H05	29-5	950A0320H05	15-3	952A0052H14	9-13
950A0233H06	21-3	950A0320H13	11-8	952A0052H14	10-13
950A0233H51	28-5	950A0320H15	12-5	952A0053H10	10-13
950A0233H51	28-7	950A0320H15	15-3	952A0053H12	9-13
950A0233H51	28-13	950A0327H01	16-2	952A0053H12	10-13
950A0233H52	28-5	950A0327H01	17-4	952A0053H14	9-13
950A0233H52	29-5	950A0327H02	16-2	952A0053H14	10-13
950A0233H61	28-5	950A0327H02	17-4	952A0055H07	10-13
950A0233H61	28-7	950A0327H03	16-2	952A0055H09	9-13
950A0233H61	28-13	950A0327H03	17-4	952A0055H09	10-13
950A0233H62	28-5	950A0327H11	18-1	952A0055H11	9-13
950A0233H62	29-5	950A0327H13	18-3	952A0055H11	10-13
950A0237H02	28-5	950A0327H14	18-4	952A0058H09	10-13
950A0237H03	1-18	950A0327H15	18-5	952A0058H11	9-13
950A0237H03	11-7	950A0327H16	18-6	952A0058H11	10-13
950A0237H03	28-5	950A0327H17	18-7	952A0062H10	9-13
950A0240H07	1-11	950A0327H18	18-8	952A0062H10	10-13
950A0240H08	1-11	950A0327H19	18-8	952A0062H12	9-13
950A0240H09	2-11	950A0327H20	18-8	952A0062H12	10-13
950A0240H10	2-11	950A0327H21	18-9	952A0062H14	9-13
950A0240H24	21-3	950A0327H22	18-10	952A0062H14	10-13
950A0241H07	1-11	950A0327H23	18-11	952A0064H14	9-13
950A0241H07	21-3	950A0334H18	18-8	954A0062H03	29-15
950A0241H08	1-11	950A0334H19	18-8	954A0062H23	29-15
950A0241H09	2-11	950A0334H20	18-8	954A0062H28	29-15
950A0241H10	2-11	950A0334H23	18-11	954A0062H33	29-15
950A0245H03	1-19	950A0339H01	1-1	954A0062H38	29-15
950A0292H01	1-15	950A0339H01	19-5	955B0001H02	9-13
950A0292H01	2-14	950A0339H01	20-3	955B0001H02	10-13
950A0292H01	3-21	951A0053H01	17-2	955B0002H02	9-13
950A0292H01	11-2	951A0095H01	17-2	955B0002H02	10-13
950A0292H01	12-4	951A0095H02	17-2	955B0005H01	10-14
950A0292H01	15-2	951A0113H20	3-1	955B0005H01	29-14
950A0292H01	17-1	951A0113H20	4-1	955B0005H02	10-14
950A0292H01	21-8	951A0114H01	3-1	955B0005H02	29-14
950A0292H01	22-2	951A0114H01	4-1	955B0005H03	10-14
950A0292H01	28-3	951A0114H02	3-1	955B0005H03	29-14
950A0292H01	29-2	951A0114H02	4-1	956A0012G03	12-6

ITEM NUMBER	FIG. & INDEX NO.	ITEM NUMBER	FIG. & INDEX NO.	ITEM NUMBER	FIG. & INDEX NO.
956A0012G03	12-10	959A0057H09	4-12	960A0103G09	14-1
956A0012G03	15-4	959A0057H18	3-13	960A0103G10	14-1
956A0012G07	11-9	959A0057H18	21-1	960A0103G11	14-1
956A0014H01	13-2	959A0082H02	19-2	960A0103G12	14-1
956A0014H01	14-2	959A0090H04	9-4	960A0103G13	14-1
956A0014H01	15-9	959A0090H05	9-4	960A0103G14	14-1
956A0018H01	16-3	960A0066H11	14-1	960A0103G14	14-1
956A0025H21	21-1	960A0066H11	15-8	960A0103H01	14-1
956A0025H22	21-1	960A0066H12	14-1	960A0103H02	14-1
956A0025H23	21-1	960A0067H11	14-1	960A0103H30	14-1
956A0025H24	21-1	960A0067H12	14-1	960A0103H30	14-1
956A0025H25	21-1	960A0067H13	14-1	960A0104G01	14-1
956A0025H27	21-1	960A0068H11	13-1	960A0104G02	14-1
956A0025H28	21-1	960A0068H11	14-1	960A0104G03	14-1
956A0051H01	3-6	960A0076H41	15-8	960A0104G04	14-1
956A0051H02	3-6	960A0082G01	14-1	960A0104G05	14-1
956A0051H03	3-6	960A0082G01	15-8	960A0104G06	14-1
956A0051H04	4-6	960A0082G02	14-1	960A0104G07	14-1
956A0052H01	1-16	960A0082G02	15-8	960A0104G08	14-1
956A0052H01	2-15	960A0082G03	14-1	960A0104G09	14-1
956A0052H01	28-15	960A0082G03	15-8	960A0104G10	14-1
956A0052H01	29-16	960A0082G04	14-1	960A0104G21	14-1
956A0052H02	1-16	960A0082G05	14-1	960A0104G22	14-1
956A0052H02	2-15	960A0082G06	14-1	960A0104G23	14-1
956A0052H02	28-15	960A0082G07	14-1	960A0104G24	14-1
956A0052H02	29-16	960A0082G08	14-1	960A0104G25	14-1
956A0053H01	1-16	960A0082G09	14-1	960A0104G26	14-1
956A0053H01	2-15	960A0082G10	14-1	960A0104H01	14-1
956A0053H01	28-15	960A0082H01	14-1	960A0104H02	14-1
956A0053H01	29-16	960A0082H01	15-8	960A0104H03	14-1
956A0053H01	29-16	960A0082H02	14-1	960A0104H30	14-1
956A0053H02	1-16	960A0090G01	13-1	960A0105G01	13-1
956A0053H02	2-15	960A0090G02	13-1	960A0105G02	13-1
956A0053H02	28-15	960A0090G03	13-1	960A0105G03	13-1
959A0054H07	3-7	960A0090H01	13-1	960A0105H01	13-1
959A0054H08	3-5	960A0100G01	14-1	960A0106G01	14-1
959A0054H08	3-7	960A0100G02	14-1	960A0106G02	14-1
959A0054H10	3-5	960A0100G03	14-1	960A0106G03	14-1
959A0054H10	3-7	960A0100G04	14-1	960A0106G04	14-1
959A0054H11	4-7	960A0100G05	14-1	960A0106G05	14-1
959A0054H23	11-10	960A0100G06	14-1	960A0106G06	14-1
959A0054H25	12-8	960A0100G07	14-1	960A0106G07	14-1
959A0054H25	15-6	960A0100G08	14-1	960A0106G08	14-1
959A0057H03	21-1	960A0100G09	14-1	960A0106G09	14-1
959A0057H03	21-2	960A0100H01	14-1	960A0106G10	14-1
959A0057H03	21-4	960A0100H02	14-1	960A0106G11	14-1
959A0057H04	21-1	960A0102G01	13-1	960A0106G12	14-1
959A0057H04	21-2	960A0102G02	13-1	960A0106G13	14-1
959A0057H04	21-4	960A0102G03	13-1	960A0106G14	14-1
959A0057H05	21-1	960A0102H01	13-1	960A0106H01	14-1
959A0057H05	21-2	960A0103G01	14-1	960A0106H02	14-1
959A0057H05	21-4	960A0103G02	14-1	960A0106H30	14-1
959A0057H06	3-13	960A0103G03	14-1	960A0107G01	14-1
959A0057H06	21-2	960A0103G04	14-1	960A0107G02	14-1
959A0057H06	21-4	960A0103G05	14-1	960A0107G03	14-1
959A0057H07	21-1	960A0103G06	14-1	960A0107G04	14-1
959A0057H07	21-2	960A0103G07	14-1	960A0107G05	14-1
959A0057H07	21-4	960A0103G08	14-1	960A0107G06	14-1

RXF ROTARY SCREW COMPRESSOR UNIT
NUMERICAL PARTS LIST



ITEM NUMBER	FIG. & INDEX NO.	ITEM NUMBER	FIG. & INDEX NO.	ITEM NUMBER	FIG. & INDEX NO.
960A0107G07	14-1				
960A0107G08	14-1				
960A0107G09	14-1				
960A0107G10	14-1				
960A0107G21	14-1				
960A0107G22	14-1				
960A0107G23	14-1				
960A0107G24	14-1				
960A0107G25	14-1				
960A0107G26	14-1				
960A0107H01	14-1				
960A0107H02	14-1				
960A0107H03	14-1				
960A0107H30	14-1				
960A0108G01	14-1				
960A0108G02	14-1				
960A0108G03	14-1				
960A0108H01	14-1				
960A0108H30	14-1				
980A0012B91	4-5				
980A0012K62	3-16				
980A0012K62	4-20				
980A0012K66	16-1				
980A0012K66	17-3				
980A0012K72	21-6				
990A0087H01	11-1				
990A0087H02	11-1				
990A0087H03	11-1				
990A0087H04	11-1				
990A0087H05	11-1				
990A0087H06	11-1				
990A0087H07	11-1				
990A0087H08	11-1				
990A0088H01	12-1				
990A0090H01	12-1				
990A0090H02	12-1				
990A0090H03	12-1				
990A0090H04	12-1				
990A0090H05	12-1				
990A0090H06	12-1				
990A0090H07	12-1				



GASKETS - BOLTED FLANGES				
Gasket No.	Flange Size	A - ID	B - OD	C
959A0057H01	1/4	29/32	1-11/32	1/16
959A0057H02	3/8 & 1/2	1-9/32	1-23/32	1/16
959A0057H03	3/4 & 1	1-21/32	2-3/32	1/16
959A0057H04	1-1/4	1-27/32	2-9/32	1/16
959A0057H05	1-1/2	2-1/8	2-3/4	1/16
959A0057H06	2-1/2	3	3-3/4	1/16
959A0057H07	2	2-1/2	3-1/4	1/16
959A0057H08	3-1/2	4-1/8	4-7/8	1/16
959A0057H09	4	4-3/4	5-1/2	1/16
959A0057H10	5	6-1/4	7	1/16
959A0057H11	6	7-3/8	8-1/8	1/16
959A0057H12	8	9-9/16	10-1/2	1/16
959A0057H13	10	11-7/8	12-15/16	1/16
959A0057H14	12	13-1/4	14-1/4	1/16
959A0057H15	14	14-3/4	16-1/32	1/16
959A0057H16	3/4	1-5/16	1-13/16	1/16
959A0057H17	-	1-11/16	2-11/16	1/16
959A0057H18	3	3-5/8	4-3/8	1/16

